



Main

| | |
|------------------------------------|---|
| Range of product | Telemecanique Inductive proximity sensors XS |
| Series name | General purpose |
| Sensor type | Inductive proximity sensor |
| Sensor name | XS6 |
| Sensor design | Cylindrical M8 |
| Size | 51 mm |
| Body type | Fixed |
| Detector flush mounting acceptance | Flush mountable |
| Material | Stainless steel |
| Type of output signal | Discrete |
| Wiring technique | 3-wire |
| [Sn] nominal sensing distance | 2.5 Mm |
| Discrete output function | 1 NO |
| Output circuit type | DC |
| Discrete output type | PNP |
| Electrical connection | Cable |
| Cable length | 2 M |
| [Us] rated supply voltage | 12...48 V DC with reverse polarity protection |
| Switching capacity in mA | <= 200 mA DC with overload and short-circuit protection |
| IP degree of protection | IP67 conforming to IEC 60529 |

Complementary

| | |
|--------------------------|------------------------------|
| Thread type | M8 x 1 |
| Detection face | Frontal |
| Front material | PPS |
| Enclosure material | Stainless steel 303 |
| Sensing range | > 0...2.5 mm |
| Operating zone | 0...2 Mm |
| Differential travel | 1...15% of Sr |
| Cable composition | 3 x 0.11 mm ² |
| Wire insulation material | PvR |
| Status LED | Output state: 1 LED (yellow) |
| Supply voltage limits | 10...58 V DC |
| Switching frequency | <= 2500 Hz |
| Maximum voltage drop | <2 V (closed) |
| Current consumption | <= 10 mA no-load |

| | |
|------------------------|----------|
| Maximum delay first up | 10 Ms |
| Maximum delay response | 0.2 Ms |
| Maximum delay recovery | 0.2 Ms |
| Marking | CE |
| Threaded length | 42 Mm |
| Length | 51 Mm |
| Net weight | 0.035 Kg |

Environment

| | |
|---------------------------------------|---|
| Product certifications | UL CSA |
| Ambient air temperature for operation | -25...70 °C |
| Ambient air temperature for storage | -40...85 °C |
| Vibration resistance | 25 gn amplitude = +/- 2 mm (f = 10...55 Hz) conforming to IEC 60068-2-6 |
| Shock resistance | 50 gn for 11 ms conforming to IEC 60068-2-27 |

Packing Units

| | |
|------------------------------|-----------|
| Unit Type of Package 1 | PCE |
| Number of Units in Package 1 | 1 |
| Package 1 Weight | 40 G |
| Package 1 Height | 4.3 Cm |
| Package 1 width | 9.5 Cm |
| Package 1 Length | 13 Cm |
| Unit Type of Package 2 | S03 |
| Number of Units in Package 2 | 44 |
| Package 2 Weight | 2.619 Kg |
| Package 2 Height | 30 Cm |
| Package 2 width | 30 Cm |
| Package 2 Length | 40 Cm |
| Unit Type of Package 3 | P06 |
| Number of Units in Package 3 | 352 |
| Package 3 Weight | 28.284 Kg |
| Package 3 Height | 77 Cm |
| Package 3 width | 60 Cm |
| Package 3 Length | 80 Cm |

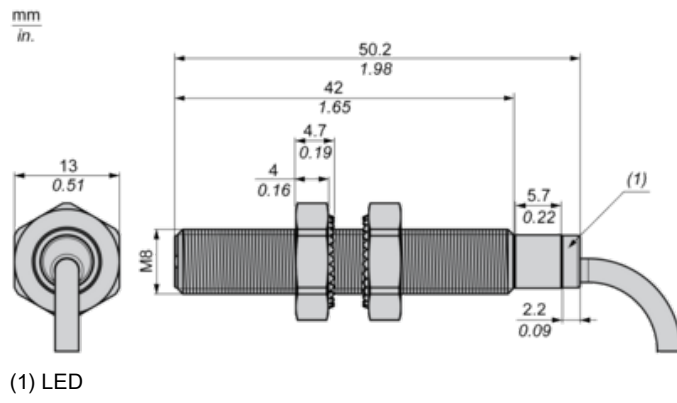
Offer Sustainability

| | |
|----------------------------|--|
| EU RoHS Directive | Pro-active compliance (Product out of EU RoHS legal scope) EU RoHS Declaration |
| Mercury free | Yes |
| RoHS exemption information | Yes |
| Environmental Disclosure | Product Environmental Profile |
| Circularity Profile | End Of Life Information |

Contractual warranty

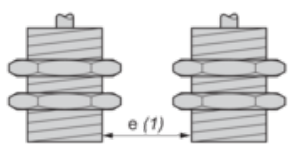
| | |
|----------|-----------|
| Warranty | 18 months |
|----------|-----------|

Dimensions



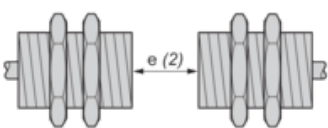
Minimum Mounting Distances in mm

Side by side



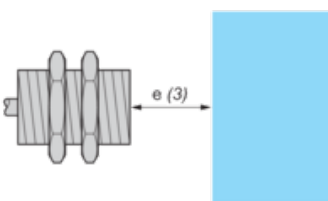
$e (1) \geq 5 \text{ mm}/0.20 \text{ in.}$

Face to face



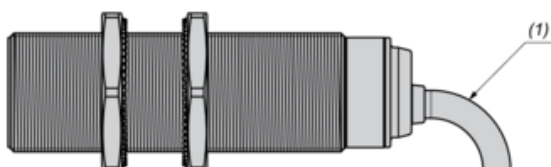
$e (2) \geq 30 \text{ mm}/1.18 \text{ in.}$

Facing a metal object



$e (3) \geq 8 \text{ mm}/0.31 \text{ in.}$

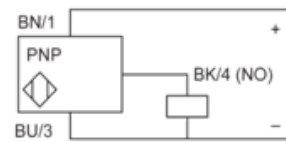
Mounting



(1) Bending cable: 4 x external cable diameter

Wiring Schemes

PNP



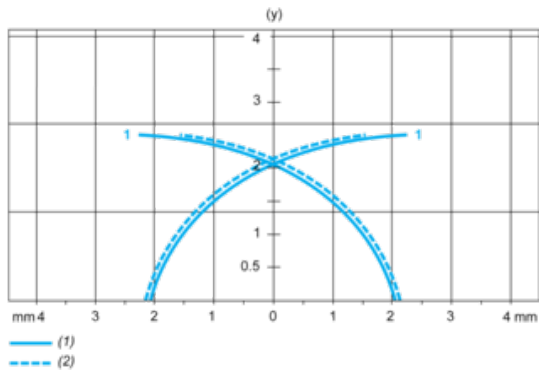
BU : Blue

BN : Brown

BK : Black

Performance Curves

Standard Steel Target (mm) : 8x8x1



- (1) Pick-up points
- (2) Drop-out points (object approaching from the side)
- (y) Sensing distance in mm

Product Life Status : **Commercialised**