



Main

Range of product	Harmony XB7
Product or component type	Illuminated push-button
Device short name	XB7
Mounting diameter	22 Mm
Sale per indivisible quantity	10
IP degree of protection	IP20 (rear face) conforming to IEC 60529 IP65 (front face) conforming to IEC 60529
Shape of signaling unit head	Round
Type of operator	Push and push-to-release
Operator profile	Green projecting, unmarked
Operator additional information	With plain lens
Contacts type and composition	1 NO
Connections - terminals	Screw clamp terminals, $\leq 2 \times 1.5 \text{ mm}^2$ with cable end conforming- to EN/IEC 60947-1 Screw clamp terminals, $1 \times 0.34\dots 2 \times 2.5 \text{ mm}^2$ without cable end conforming- to EN/IEC 60947-1
Light source	LED
Bulb base	Integral LED
[Us] rated supply voltage	24 V AC/DC
Device presentation	Monolithic product

Complementary

CAD overall width	29 Mm
CAD overall height	29 Mm
CAD overall depth	57.5 Mm
Terminals description ISO n°1	(13-14)NO
Net weight	0.023 Kg
Device mounting	Fixing hole - diameter: 22.5 mm 22.3 +0.4/0 conforming to EN/IEC 60947-1
Fixing center	$\geq 30 \times 40 \text{ mm}$ (support panel) metal - thickness: 1...6 mm $\geq 30 \times 40 \text{ mm}$ (support panel) plastic - thickness: 2...6 mm
Fixing mode	Fixing nut beneath head: 2...2.4 N.m
Contact operation	Slow-break
Positive opening	With (only NO)
Mechanical durability	300000 Cycles
Tightening torque	0.8...1.2 N.M conforming to EN 60947-1

Shape of screw head	Cross compatible with JIS No 1 screwdriver Cross compatible with Philips no 1 screwdriver Cross compatible with pozidriv No 1 screwdriver Slotted compatible with flat Ø 4 mm screwdriver Slotted compatible with flat Ø 5.5 mm screwdriver
Short-circuit protection	4 A cartridge fuse type gG conforming to EN/IEC 60947-5-1
[Ui] rated insulation voltage	250 V (pollution degree 3) conforming to EN/IEC 60947-1
[Uimp] rated impulse withstand voltage	4 KV conforming to EN/IEC 60947-1
[Ie] rated operational current	0.1 A at 250 V, DC-13, R300 conforming to EN/IEC 60947-5-1 0.22 A at 125 V, DC-13, R300 conforming to EN/IEC 60947-5-1 0.3 A at 240 V, AC-14, D300 conforming to EN/IEC 60947-5-1 0.6 A at 120 V, AC-14, D300 conforming to EN/IEC 60947-5-1
Electrical durability	1000000 Cycles, DC-13, 0.3 A at 24 V, operating rate <216000 cyc/mn, load factor: 0.5 conforming to EN/IEC 60947-5-1 appendix C 1000000 Cycles, AC-15, 0.03 A at 230 V, operating rate <216000 cyc/mn, load-factor: 0.5 conforming to EN/IEC 60947-5-1 appendix C 1000000 Cycles, AC-15, 0.09 A at 240 V, operating rate <108000 cyc/mn, load-factor: 0.5 conforming to EN/IEC 60947-5-1 appendix C
Electrical reliability	$\Lambda \leq 10\exp(-6)$ at 17 V and 5 mA conforming to EN/IEC 60947-5-4
Signalling type	Steady
Supply voltage limits	19.2...30 V DC 21.6...26.4 V AC
Current consumption	18...27 mA
Service life	70000 H at rated voltage and 25 °C

Environment

Protective treatment	TH
Ambient air temperature for storage	-40...70 °C
Ambient air temperature for operation	-25...70 °C
Electrical shock protection class	Class II conforming to IEC 61140
NEMA degree of protection	NEMA 12 conforming to UL 50 E
Standards	EN/IEC 60947-5-1 EN/IEC 60947-1 CSA C22.2 No 14 UL 508 JIS C8201-5-1 JIS C8201-1
Product certifications	CCC GOST
Vibration resistance	5 gn (f= 2...500 Hz) conforming to IEC 60068-2-6
Shock resistance	50 gn (duration = 11 ms) for half sine wave acceleration conforming- to IEC 60068-2-27 30 gn (duration = 18 ms) for half sine wave acceleration
Electromagnetic emission	Class B conforming to EN 55011

Packing Units

Unit Type of Package 1	PCE
Number of Units in Package 1	1
Package 1 Weight	25 G
Package 1 Height	6 Cm
Package 1 width	3.2 Cm
Package 1 Length	3.2 Cm

Offer Sustainability

Sustainable offer status	Green Premium product
EU RoHS Directive	Pro-active compliance (Product out of EU RoHS legal scope) EU RoHS Declaration
Mercury free	Yes
RoHS exemption information	Yes
China RoHS Regulation	China RoHS Declaration
Environmental Disclosure	Product Environmental Profile

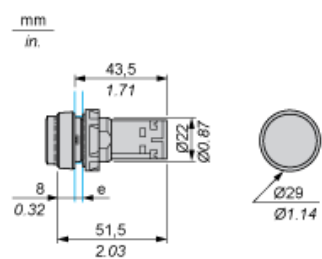
Circularity Profile	End Of Life Information
WEEE	The product must be disposed on European Union markets following specific waste collection and never end up in rubbish bins

Contractual warranty

Warranty	18 months
----------	-----------

Illuminated Pushbutton

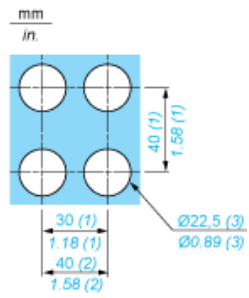
Dimensions



e Support panel thickness: 1 to 6 mm/0.4 to 0.24 in. (metal), 2 to 6 mm/0.8 to 0.24 in. (plastic).

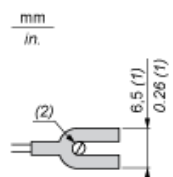
Mounting

Diameter of Finished Fixing Holes



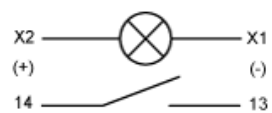
- (1) Minimum value.
- (2) 40 mm/1.58 in. for Emergency switching off pushbutton only.
- (3) Standard value: $\varnothing 22.3$ (0; + 0.4) mm/ $\varnothing 0.88$ (0; + 0.02) in.

“U” Type Tag Connection



- (1) 6.5 mm/0.26 in. recommended, 7 mm/0.28 in. max.
- (2) M3 screw clamp terminal.

Wiring Diagram



Product Life Status :	Commercialised
-----------------------	----------------