



Main

Range of product	Harmony XB5
Product or component type	Pilot light
Device short name	XB5
Bezel material	Dark grey plastic
Fixing collar material	Plastic
Head type	Standard
Mounting diameter	22 Mm
Sale per indivisible quantity	1
Shape of signaling unit head	Round
Cap/operator or lens colour	Orange
Operator additional information	With plain lens
Light source	Protected LED
Bulb base	Integral LED
Light source colour	Orange
[Us] rated supply voltage	24 V AC/DC at 50/60 Hz
Device presentation	Complete product

Complementary

Height	42 Mm
Width	30 Mm
Depth	54 Mm
Terminals description ISO n°1	(X1-X2)PL
Net weight	0.038 Kg
Resistance to high pressure washer	7000000 Pa at 55 °C, distance : 0.1 m
Connections - terminals	Screw clamp terminals, <= 2 x 1.5 mm ² with cable end conforming- to EN/IEC 60947-1 Screw clamp terminals, 1 x 0.22...2 x 2.5 mm ² without cable end conforming- to EN/IEC 60947-1
[Ui] rated insulation voltage	250 V (pollution degree 3) conforming to EN 60947-1
[Uimp] rated impulse withstand voltage	4 KV conforming to EN 60947-1
Signalling type	Steady
GCR BRIDGE	XB5AVCUST03
Compatibility code	XB5
Supply voltage limits	19.2...30 V DC 21.6...26.4 V AC
Current consumption	18 mA

Service life	100000 H at rated voltage and 25 °C
Surge withstand	1 KV conforming to IEC 61000-4-5

Environment

Protective treatment	TH
Ambient air temperature for storage	-40...70 °C
Ambient air temperature for operation	-40...70 °C
Overvoltage category	Class II conforming to IEC 60536
IP degree of protection	IP66 conforming to IEC 60529 IP67 conforming to IEC 60529 IP69 conforming to IEC 60529 IP69K conforming to ISO 20653
NEMA degree of protection	NEMA 13 NEMA 4X
IK degree of protection	IK05 conforming to IEC 50102
Standards	EN/IEC 60947-5-4 EN/IEC 60947-1 JIS C8201-5-1 CSA C22.2 No 14 EN/IEC 60947-5-1 UL 508 JIS C8201-1
Product certifications	CSA UL listed
Vibration resistance	5 gn (f= 12...500 Hz) conforming to IEC 60068-2-6
Shock resistance	50 gn (duration = 18 ms) for half sine wave acceleration conforming- to IEC 60068-2-27 30 gn (duration = 11 ms) for half sine wave acceleration conforming- to IEC 60068-2-27
Resistance to fast transients	2 KV conforming to IEC 61000-4-4
Resistance to electromagnetic fields	10 V/M conforming to IEC 61000-4-3
Electromagnetic compatibility	Electrostatic discharge - test level: 6 kV (on contact (on metal parts)) conforming- to IEC 61000-4-2 Electrostatic discharge - test level: 8 kV (in free air (in insulating parts)) conform- ing to IEC 61000-4-2 Electromagnetic emission class B conforming to IEC 55011
Resistance to electrostatic discharge	6 KV on contact (on metal parts) conforming to IEC 61000-4-2 8 KV in free air (in insulating parts) conforming to IEC 61000-4-2
Electromagnetic emission	Class B conforming to IEC 55011

Packing Units

Unit Type of Package 1	PCE
Number of Units in Package 1	1
Package 1 Weight	35.24 G
Package 1 Height	3.5 Cm
Package 1 width	5.5 Cm
Package 1 Length	8.5 Cm
Unit Type of Package 2	S03
Number of Units in Package 2	150
Package 2 Weight	5.73 Kg
Package 2 Height	30 Cm
Package 2 width	30 Cm
Package 2 Length	40 Cm
Unit Type of Package 3	P06
Number of Units in Package 3	1200
Package 3 Weight	53.84 Kg
Package 3 Height	75 Cm
Package 3 width	80 Cm
Package 3 Length	60 Cm

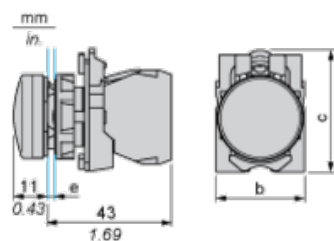
Offer Sustainability

Sustainable offer status	Green Premium product
REACH free of SVHC	Yes
EU RoHS Directive	Pro-active compliance (Product out of EU RoHS legal scope) EU RoHS Declaration
Mercury free	Yes
RoHS exemption information	Yes
China RoHS Regulation	China RoHS Declaration
Environmental Disclosure	Product Environmental Profile
Circularity Profile	End Of Life Information
WEEE	The product must be disposed on European Union markets following specific waste collection and never end up in rubbish bins

Contractual warranty

Warranty	18 months
----------	-----------

Dimensions



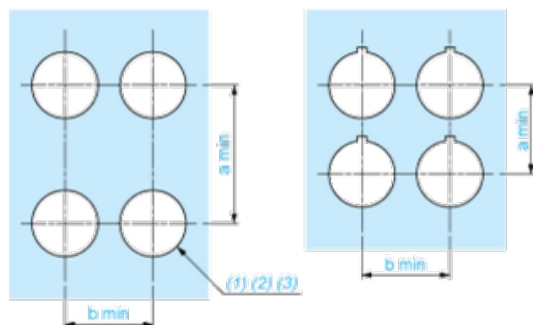
e: clamping thickness: 1 to 6 mm / 0.04 to 0.24 in.

b: 30 mm / 1.18 in.

c: 41.5 mm / 1.63 in.

Panel Cut-out for Pushbuttons, Switches and Pilot Lights (Finished Holes, Ready for Installation)

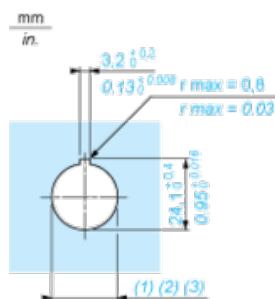
Connection by Screw Clamp Terminals or Plug-in Connectors or on Printed Circuit Board



- (1) Diameter on finished panel or support
(2) For selector switches and Emergency stop buttons, use of an anti-rotation plate type ZB5AZ902 is recommended.
(3) $\varnothing 22.5$ mm recommended ($\varnothing 22.3 \text{ }_0^{+0.4}$) / $\varnothing 0.89$ in. recommended ($\varnothing 0.88 \text{ in. }_0^{+0.016}$)

Connections	a in mm	a in in.	b in mm	b in in.
By screw clamp terminals or plug-in connector	40	1.57	30	1.18
By Faston connectors	45	1.77	32	1.26
On printed circuit board	30	1.18	30	1.18

Detail of Lug Recess



- (1) Diameter on finished panel or support
(2) For selector switches and Emergency stop buttons, use of an anti-rotation plate type ZB5AZ902 is recommended.
(3) $\varnothing 22.5$ mm recommended ($\varnothing 22.3 \text{ }_0^{+0.4}$) / $\varnothing 0.89$ in. recommended ($\varnothing 0.88 \text{ in. }_0^{+0.016}$)

Product Life Status : **Commercialised**