



## Main

|                               |  |
|-------------------------------|--|
| Range of product              | Harmony XB4  |
| Product or component type     | Emergency switching off push-button<br>Emergency stop push-button  |
| Device short name             | XB4  |
| Bezel material                | Chromium plated metal  |
| Fixing collar material        | Zamak  |
| Mounting diameter             | 22 Mm  |
| Sale per indivisible quantity | 1  |
| Shape of signaling unit head  | Round  |
| Type of operator              | Trigger action and mechanical latching   |
| Head type                     | Standard   |
| Reset                         | Turn to release  |
| Operator profile              | Red mushroom Ø 40 mm, unmarked   |
| Contact operation             | Slow-break   |
| Connections - terminals       | Screw clamp terminals, <= 2 x 1.5 mm <sup>2</sup> with cable end conforming to EN 60947-1<br>Screw clamp terminals, >= 1 x 0.22 mm <sup>2</sup> without cable end conforming-<br>to EN 60947-1 |

## Complementary

|                                    |   |
|------------------------------------|---|
| Height                             | 47 Mm   |
| Width                              | 40 Mm   |
| Depth                              | 82 Mm   |
| Terminals description ISO n°1      | (13-14)NO   |
| Net weight                         | 0.13 Kg   |
| Resistance to high pressure washer | 7000000 Pa at 55 °C, distance : 0.1 m   |
| Contacts usage                     | Standard contacts   |
| Positive opening                   | With conforming to EN/IEC 60947-5-1 appendix K  |
| Operating travel                   | 1.5 Mm (NC changing electrical state)<br>2.6 Mm (NO changing electrical state)<br>4.3 Mm (total travel) |
| Operating force                    | 44 N  |
| Mechanical durability              | 300000 Cycles   |
| Tightening torque                  | 0.8...1.2 N.M conforming to EN 60947-1  |

|  |   |
|--|---|
| Shape of screw head                                      | Cross compatible with Philips no 1 screwdriver<br>Cross compatible with pozidriv No 1 screwdriver<br>Slotted compatible with flat Ø 4 mm screwdriver<br>Slotted compatible with flat Ø 5.5 mm screwdriver   |
| Contacts material  | Silver alloy (Ag/Ni)  |
| Short-circuit protection                                 | 10 A cartridge fuse type gG conforming to EN/IEC 60947-5-1  |
| [I <sub>th</sub> ] conventional free air thermal current | 10 A conforming to EN/IEC 60947-5-1   |
| [U <sub>i</sub> ] rated insulation voltage               | 600 V (pollution degree 3) conforming to EN 60947-1   |
| [U <sub>imp</sub> ] rated impulse withstand voltage      | 6 KV conforming to EN 60947-1   |
| [I <sub>e</sub> ] rated operational current              | 3 A at 240 V, AC-15, A600 conforming to EN/IEC 60947-5-1<br>6 A at 120 V, AC-15, A600 conforming to EN/IEC 60947-5-1<br>0.1 A at 600 V, DC-13, Q600 conforming to EN/IEC 60947-5-1<br>0.27 A at 250 V, DC-13, Q600 conforming to EN/IEC 60947-5-1<br>0.55 A at 125 V, DC-13, Q600 conforming to EN/IEC 60947-5-1<br>1.2 A at 600 V, AC-15, A600 conforming to EN/IEC 60947-5-1  |
| Electrical durability                                    | 1000000 Cycles, AC-15, 2 A at 230 V, operating rate <3600 cyc/h, load factor: 0.5 conforming to EN/IEC 60947-5-1 appendix C<br>1000000 Cycles, AC-15, 3 A at 120 V, operating rate <3600 cyc/h, load factor: 0.5 conforming to EN/IEC 60947-5-1 appendix C<br>1000000 Cycles, AC-15, 4 A at 24 V, operating rate <3600 cyc/h, load factor: 0.5 conforming to EN/IEC 60947-5-1 appendix C<br>1000000 Cycles, DC-13, 0.2 A at 110 V, operating rate <3600 cyc/h, load factor: 0.5 conforming to EN/IEC 60947-5-1 appendix C<br>1000000 Cycles, DC-13, 0.5 A at 24 V, operating rate <3600 cyc/h, load factor: 0.5 conforming to EN/IEC 60947-5-1 appendix C |
| Electrical reliability                                   | $\Lambda < 10\exp(-6)$ at 5 V and 1 mA in clean environment conforming to EN/IEC 60947-5-4<br>$\Lambda < 10\exp(-8)$ at 17 V and 5 mA in clean environment conforming to EN/IEC 60947-5-4   |
| Device presentation                                      | Complete product  |

## Environment

|                                       |   |
|---------------------------------------|---|
| Protective treatment                  | TH  |
| Ambient air temperature for storage   | -40...70 °C   |
| Ambient air temperature for operation | -40...70 °C   |
| Electrical shock protection class     | Class I conforming to IEC 60536   |
| IP degree of protection               | IP66 conforming to IEC 60529<br>IP67<br>IP69<br>IP69K   |
| NEMA degree of protection             | NEMA 13<br>NEMA 4X  |
| IK degree of protection               | IK06 conforming to IEC 50102  |
| Standards                             | EN/IEC 60204-1<br>EN/IEC 60947-1<br>UL 508<br>IEC 60364-5-53<br>EN/ISO 13850<br>CSA C22.2 No 14<br>EN/IEC 60947-5-1<br>EN/IEC 60947-5-4<br>JIS C8201-5-1<br>EN/IEC 60947-5-5<br>JIS C8201-1 |
| Product certifications                | BV<br>GL<br>LROS (Lloyds register of shipping)<br>DNV<br>CSA<br>UL listed   |
| Vibration resistance                  | 5 gn (f= 2...500 Hz) conforming to IEC 60068-2-6  |
| Shock resistance                      | 30 gn (duration = 18 ms) for half sine wave acceleration conforming to IEC 60068-2-27<br>50 gn (duration = 11 ms) for half sine wave acceleration conforming to IEC 60068-2-27              |

## Packing Units

|                              |           |
|------------------------------|-----------|
| Unit Type of Package 1       | PCE       |
| Number of Units in Package 1 | 1         |
| Package 1 Weight             | 133 G     |
| Package 1 Height             | 5.2 Cm    |
| Package 1 width              | 4.4 Cm    |
| Package 1 Length             | 8.8 Cm    |
| Unit Type of Package 2       | S03       |
| Number of Units in Package 2 | 80        |
| Package 2 Weight             | 11.196 Kg |
| Package 2 Height             | 30 Cm     |
| Package 2 width              | 30 Cm     |
| Package 2 Length             | 40 Cm     |
| Unit Type of Package 3       | P06       |
| Number of Units in Package 3 | 640       |
| Package 3 Weight             | 99.324 Kg |
| Package 3 Height             | 77 Cm     |
| Package 3 width              | 80 Cm     |
| Package 3 Length             | 60 Cm     |

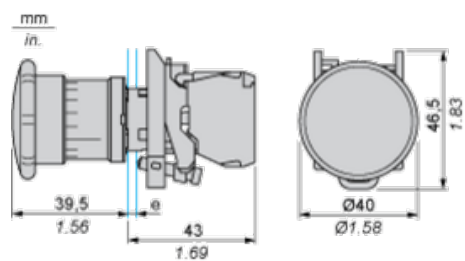
## Offer Sustainability

|                            |   |
|----------------------------|---|
| Sustainable offer status   | Green Premium product   |
| REACH Regulation           | <a href="#">REACH Declaration</a>   |
| REACH free of SVHC         | Yes   |
| EU RoHS Directive          | Pro-active compliance (Product out of EU RoHS legal scope) <a href="#">EU RoHS Declaration</a>                              |
| Toxic heavy metal free     | Yes   |
| Mercury free               | Yes   |
| RoHS exemption information | <a href="#">Yes</a>   |
| China RoHS Regulation      | <a href="#">China RoHS Declaration</a>  |
| Environmental Disclosure   | <a href="#">Product Environmental Profile</a>   |
| Circularity Profile        | <a href="#">End Of Life Information</a>   |
| WEEE                       | The product must be disposed on European Union markets following specific waste collection and never end up in rubbish bins |

## Contractual warranty



|          |           |
|----------|-----------|
| Warranty | 18 months |
|----------|-----------|

Dimensions



*e* : clamping thickness: 1 to 6 mm / 0.04 to 0.24 in.

Panel Cut-out for Pushbuttons, Switches and Pilot Lights (Finished Holes, Ready for Installation)

| Connection by Screw Clamp Terminals or Plug-in Connectors or on PCB   | Connection by Pushbutton Connectors  |
|---|--|
|    |  |
| <p>(1) Diameter on finished panel or support</p> <p>(2) 40 mm min. / 1.57 in. min.</p> <p>(3) 30 mm min. / 1.18 in. min.</p> <p>(4) Ø 22.5 mm / 0.89 in. recommended (Ø 22.3 mm <math>_{0}^{+0.4}</math> / 0.88 in. <math>_{0}^{+0.016}</math>)</p> <p>(5) 45 mm min. / 1.78 in. min.</p> <p>(6) 32 mm min. / 1.26 in. min.</p> |  |

Product Life Status : **Commercialised**