

XA2EVM3LC

Easy Harmony XA2E, Monolithic pilot light, plastic, green, Ø22, integral LED, screw clamp terminals, 220...230 V AC, anti interference



Main

| | |
|------------------------------|-------------------------|
| Range of product | Easy Harmony XA2 |
| Product or component type | Monolithic pilot light |
| Device short name | XA2 |
| Mounting diameter | 22 Mm |
| Shape of signaling unit head | Round |
| Cap/operator or lens colour | Green |
| Light source | LED |
| Bulb base | Integral LED |
| [Us] rated supply voltage | 220...230 V AC 50/60 Hz |

Complementary

| | |
|--|--|
| Height | 29 Mm |
| Width | 29 Mm |
| Depth | 53 Mm |
| Terminals description ISO n°1 | (X1-X2)PL |
| Net weight | 0.02 Kg |
| Device mounting | Fixing hole 22.3 +0.4/0 conforming to EN/IEC 60947-5-1 |
| Fixing center | >= 30 x 40 mm (support panel) metal - thickness: 1...6 mm >= 30 x 40 mm (support panel) plastic - thickness: 2...6 mm |
| Fixing mode | Fixing nut beneath head recommended torque: 2.2 N.m (+/- 0.2 N.m) |
| Marking | CE CCC |
| Connections - terminals | Screw clamp terminals, <= 2 x 1.5 mm ² with cable end conforming to EN/IEC 60947-1 Screw clamp terminals, 1 x 0.5...1 x 2.5 mm ² without cable end conforming to EN/IEC 60947-1 |
| Tightening torque | 0.8...1 N.M conforming to EN 60947-1 |
| Shape of screw head | Cross compatible with Philips No 2 screwdriver Slotted compatible with flat Ø 4 mm screwdriver Slotted compatible with flat Ø 5.5 mm screwdriver |
| [Ui] rated insulation voltage | 400 V (pollution degree 3) conforming to EN/IEC 60947-1 |
| [Uimp] rated impulse withstand voltage | 6 KV conforming to EN/IEC 60947-1 |
| Signalling type | Steady |
| Supply voltage limits | 0.8...1.2 V AC |
| Current consumption | <= 20 mA |

The information provided in this documentation contains general descriptions and/or technical characteristics of the performance of the products contained herein. This documentation is not intended as a substitute for and is not to be used for determining suitability or reliability of these products for specific user applications. It is the duty of any such user or integrator to perform the appropriate and complete risk analysis, evaluation and testing of the products with respect to the relevant specific application or use thereof. Neither Schneider Electric Industries SAS nor any of its affiliates or subsidiaries shall be responsible or liable for misuse of the information contained herein.

| | |
|--------------------|------------------------------------|
| Service life | 40000 H at rated voltage and 25 °C |
| Compatibility code | XA2E |

Environment

| | |
|---------------------------------------|---|
| Ambient air temperature for storage | -40...70 °C |
| Ambient air temperature for operation | -25...70 °C |
| Overvoltage category | Class I conforming to IEC 536 |
| IP degree of protection | IP65 (front face) conforming to IEC 60529 |
| IK degree of protection | IK05 conforming to IEC 50102 |
| Standards | IEC 60947-1 IEC 60947-5-1 GB 14048.5 GB 14048.1 |
| Product certifications | CE CCC |
| Vibration resistance | 5 gn (f= 12...500 Hz) conforming to IEC 60068-2-6 |
| Shock resistance | 30 gn (duration = 11 ms) for half sine wave acceleration conforming to IEC 60068-2-27 |

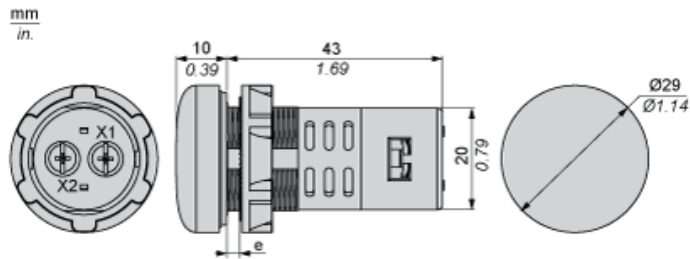
Packing Units

| | |
|------------------------------|----------|
| Unit Type of Package 1 | PCE |
| Number of Units in Package 1 | 1 |
| Package 1 Weight | 0.01 Kg |
| Package 1 Height | 19.91 Mm |
| Package 1 width | 29.34 Mm |
| Package 1 Length | 53.13 Mm |
| Unit Type of Package 2 | BB1 |
| Number of Units in Package 2 | 10 |
| Package 2 Weight | 0.3 Kg |
| Package 2 Height | 58 Mm |
| Package 2 width | 64 Mm |
| Package 2 Length | 158 Mm |
| Unit Type of Package 3 | S02 |
| Number of Units in Package 3 | 160 |
| Package 3 Weight | 5.8 Kg |
| Package 3 Height | 15 Cm |
| Package 3 width | 30 Cm |
| Package 3 Length | 40 Cm |

Offer Sustainability

| | |
|----------------------------|---|
| Sustainable offer status | Green Premium product |
| REACH free of SVHC | Yes |
| EU RoHS Directive | Pro-active compliance (Product out of EU RoHS legal scope) EU RoHS Declaration |
| Toxic heavy metal free | Yes |
| Mercury free | Yes |
| RoHS exemption information | Yes |
| China RoHS Regulation | China RoHS Declaration |
| Environmental Disclosure | Product Environmental Profile |
| Circularity Profile | End Of Life Information |
| WEEE | The product must be disposed on European Union markets following specific waste collection and never end up in rubbish bins |

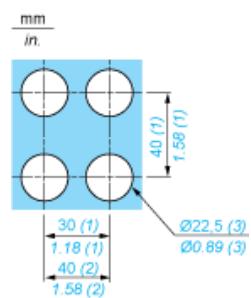
Dimensions



e : Clamping thickness: 1 to 6 mm/0.04 to 0.24 in.

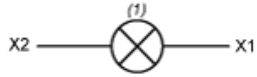
Mounting

Diameter of Finished Fixing Holes



- (1) Minimum value.
- (2) 40 mm/1.58 in. for Emergency switching off pushbutton only.
- (3) Standard value: Ø 22.3 (0; + 0.4) mm/Ø 0.88 (0; + 0.02) in.

Wiring Diagram



(1) LED

| |
|--------------------------------------|
| Product Life Status : Commercialised |
|--------------------------------------|