



### Main

Range of product	Harmony Control Relays
Product or component type	3-phase control relay
Relay type	Control relay
Network number of phases	3 phases
Relay name	RM22TR
Relay monitored parameters	Oversvoltage and undervoltage detection Phase sequence Phase failure detection
Time delay type	Adjustable 0.1...30 s, +/- 10 % of the full scale value on crossing the threshold Tt
Switching capacity in VA	2000 VA
Measurement range	380...480 V voltage AC
Contacts type and composition	2 C/O

### Complementary

Reset time	1500 Ms at maximum voltage
Maximum switching voltage	250 V AC
Minimum switching current	10 MA at 5 V DC
Maximum switching current	8 A AC
[Us] rated supply voltage	380...480 V AC
Supply voltage limits	304...576 V AC
Control circuit voltage limits	- 20 % + 20 % Un
Power consumption in VA	15 VA at 480 V AC 60 Hz
Voltage detection threshold	< 100 V AC
Supply frequency	50...60 Hz +/- 10 %
Output contacts	2 C/O
Nominal output current	8 A
Setting accuracy of the switching threshold	+/- 10 % of the full scale
Switching threshold drift	<= 0.05 % per degree centigrade depending permissible ambient air temperature <= 1 % within the supply voltage range
Setting accuracy of time delay	10 P
Time delay drift	<= 0.05 % per degree centigrade depending permissible ambient air temperature <= 1 % within the supply voltage range
Hysteresis	2 % fixed of selectable
Run-up delay at power-up	650 Ms
Maximum measuring cycle	150 Ms measurement cycle as true rms value
Threshold adjustment voltage	2...20 % of Un selected

Voltage range	380...480 V phase to phase
Repeat accuracy	+/- 0.5 % for input and measurement circuit +/- 3 % for time delay
Measurement error	< 1 % over the whole range with voltage variation < 0.05 %/°C with temperature variation
Response time	<= 300 ms
Overvoltage category	III conforming to IEC 60664-1 III conforming to UL 508
Insulation resistance	> 100 MOhm at 500 V DC conforming to IEC 60255-27
Mounting position	Any position
Connections - terminals	Screw terminals, 2 x 0.5...2 x 2.5 mm <sup>2</sup> (AWG 20...AWG 14) solid without cable end Screw terminals, 2 x 0.2...2 x 1.5 mm <sup>2</sup> (AWG 24...AWG 16) flexible with cable end Screw terminals, 1 x 0.5...1 x 3.3 mm <sup>2</sup> (AWG 20...AWG 12) solid without cable end Screw terminals, 1 x 0.2...1 x 2.5 mm <sup>2</sup> (AWG 24...AWG 14) flexible with cable end
Tightening torque	0.6...1 N.M conforming to IEC 60947-1
Housing material	Self-extinguishing plastic
Status LED	LED (yellow)relay ON LED (green)power ON
Mounting support	35 mm DIN rail conforming to EN/IEC 60715
Electrical durability	100000 Cycles
Mechanical durability	10000000 Cycles
Utilisation category	AC-15 conforming to IEC 60947-5-1 DC-13 conforming to IEC 60947-5-1 AC-1 conforming to IEC 60947-4-1 DC-1 conforming to IEC 60947-4-1
Safety reliability data	MTTFd = 388.1 years B10d = 350000
Contacts material	Cadmium free
Width	22.5 Mm
Net weight	0.09 Kg

## Environment

Immunity to microbreaks	10 Ms
Electromagnetic compatibility	Immunity for residential, commercial and light-industrial environments conforming to EN/IEC 61000-6-1 Immunity for industrial environments conforming to EN/IEC 61000-6-2 Emission standard for residential, commercial and light-industrial environments conforming to EN/IEC 61000-6-3 Emission standard for industrial environments conforming to EN/IEC 61000-6-4 Electrostatic discharge - test level: 6 kV level 3 (contact discharge) conforming to IEC 61000-4-2 Electrostatic discharge - test level: 8 kV level 3 (air discharge) conforming to IEC 61000-4-2 Radiated radio-frequency electromagnetic field immunity test - test level: 10 V/m-level 3 conforming to IEC 61000-4-3 Electrical fast transient/burst immunity test - test level: 4 kV level 4 (direct) conforming to IEC 61000-4-4 Electrical fast transient/burst immunity test - test level: 2 kV level 4 (capacitive-coupling) conforming to IEC 61000-4-4 Surge immunity test - test level: 4 kV level 4 (common mode) conforming to IEC 61000-4-5 Surge immunity test - test level: 2 kV level 4 (differential mode) conforming to IEC 61000-4-5 Conducted and radiated emissions class B group 1 conforming to CISPR 11 Conducted and radiated emissions class B conforming to CISPR 22
Standards	EN/IEC 60255-1
Product certifications	GL CSA RCM CE EAC CCC UL
Ambient air temperature for storage	-40...70 °C

Ambient air temperature for operation	-20...50 °C at 60 Hz -20...60 °C at 50 Hz AC/DC
Relative humidity	93...97 % at 25...55 °C conforming to IEC 60068-2-30
Vibration resistance	0.075 mm (f= 10...58.1 Hz) not in operation conforming to IEC 60068-2-6 1 gn (f= 10...58.1 Hz) not in operation conforming to IEC 60068-2-6 0.035 mm (f= 58.1...150 Hz) in operation conforming to IEC 60068-2-6 0.5 gn (f= 58.1...150 Hz) in operation conforming to IEC 60068-2-6
Shock resistance	15 gn (duration = 11 ms) for not in operation conforming to IEC 60068-2-27 5 gn (duration = 11 ms) for in operation conforming to IEC 60068-2-27
IP degree of protection	IP20 (terminals) conforming to IEC 60529 IP40 (housing) conforming to IEC 60529 IP50 (front panel) conforming to IEC 60529
Pollution degree	3 conforming to IEC 60664-1 3 conforming to UL 508
Dielectric test voltage	2.5 KV, 1 min AC 50 Hz conforming to IEC 60255-27

## Packing Units

Unit Type of Package 1	PCE
Number of Units in Package 1	1
Package 1 Weight	104 G
Package 1 Height	2.6 Cm
Package 1 width	8.2 Cm
Package 1 Length	9.5 Cm
Unit Type of Package 2	S02
Number of Units in Package 2	40
Package 2 Weight	4.535 Kg
Package 2 Height	15 Cm
Package 2 width	30 Cm
Package 2 Length	40 Cm
Unit Type of Package 3	P06
Number of Units in Package 3	640
Package 3 Weight	81.06 Kg
Package 3 Height	75 Cm
Package 3 width	60 Cm
Package 3 Length	80 Cm

## Offer Sustainability

Sustainable offer status	Green Premium product
EU RoHS Directive	Pro-active compliance (Product out of EU RoHS legal scope) <a href="#">EU RoHS Declaration</a>
Mercury free	Yes
RoHS exemption information	<a href="#">Yes</a>
China RoHS Regulation	<a href="#">China RoHS Declaration</a>
Environmental Disclosure	<a href="#">Product Environmental Profile</a>
Circularity Profile	<a href="#">End Of Life Information</a>

Dimensions



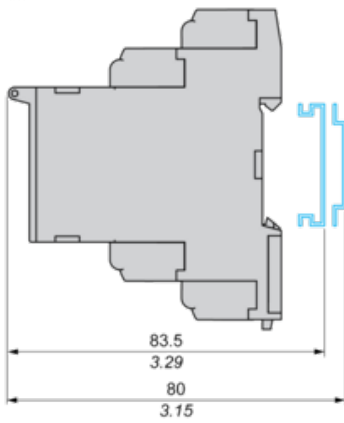
---

Mounting and Clearance

---

Rail Mounting

mm  
in.



## 3-Phase Voltage Control Relay

### Wiring Diagram



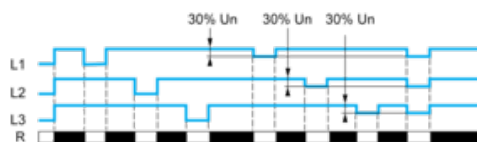
L1,L2,L3 : Supply to be monitored

11-14,12 : 1st C/O contact of output relay

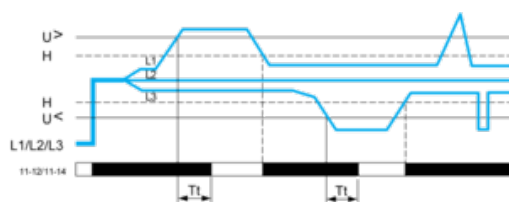
21-24,22 : 2nd C/O contact of output relay

## Function Diagrams

### Phase Failure Detection (U measured < 0.7 x nominal supply voltage)



### Control of Overvoltage and Undervoltage



### Legend

Un Nominal supply voltage

R Output relay

Tt Overvoltage and undervoltage threshold delay (adjustable on front panel from 0.3 to 30 s)

H Hysteresis

U> Overvoltage threshold

U< Undervoltage threshold

L1, L2, L3 Phases of the supply voltage monitored

11-12, 11-14 R1 output relay connections

Relay status: black color = energized.

Product Life Status : **Commercialised**