



## Main

Range of product	Harmony Timer Relays
Product or component type	Single function relay
Discrete output type	Relay
Device short name	RE22
Nominal output current	8 A

## Complementary

Contacts type and composition	1 C/O timed contact, cadmium free
Time delay type	Star-delta
Time delay range	10...100 s 3...30 s 0.1...1 s 0.3...3 s 0.05...0.5 s 1...10 s 30...300 s
Control type	Rotary knob Diagnostic button
[Us] rated supply voltage	24 V DC 24...240 V AC 50/60 Hz
Input voltage	<= 2.4 V
Voltage range	0.85...1.1 Us
Supply frequency	50...60 Hz +/- 5 %
Connections - terminals	Screw terminals, 1 x 0.5...1 x 3.3 mm <sup>2</sup> (AWG 20...AWG 12) solid without cable end Screw terminals, 2 x 0.5...2 x 2.5 mm <sup>2</sup> (AWG 20...AWG 14) solid without cable end Screw terminals, 1 x 0.2...1 x 2.5 mm <sup>2</sup> (AWG 24...AWG 14) flexible with cable end Screw terminals, 2 x 0.2...2 x 1.5 mm <sup>2</sup> (AWG 24...AWG 16) flexible with cable end
Tightening torque	0.6...1 N.M conforming to IEC 60947-1
Housing material	Self-extinguishing
Repeat accuracy	+/- 0.5 % conforming to IEC 61812-1
Temperature drift	+/- 0.05 %/°C
Voltage drift	+/- 0.2 %/V
Setting accuracy of time delay	+/- 10 % of full scale at 25 °C conforming to IEC 61812-1
Insulation resistance	100 MOhm at 500 V DC conforming to IEC 60664-1
Reset time	120 Ms on de-energisation

Immunity to microbreaks	10 Ms
Power consumption in VA	35 VA at 240 V AC
Power consumption in W	0.6 W at 24 V DC
Switching capacity in VA	2000 VA
Minimum switching current	10 MA at 5 V DC
Maximum switching current	8 A
Maximum switching voltage	250 V AC
Electrical durability	100000 Cycles, 8 A at 250 V, AC-1 100000 Cycles, 2 A at 24 V, DC-1
Mechanical durability	10000000 Cycles
[Uimp] rated impulse withstand voltage	5 KV for 1.2...50 µs conforming to IEC 60664-1
Maximum delay response	100 Ms
Creepage distance	4 kV/3 conforming to IEC 60664-1
Overvoltage category	III conforming to IEC 60664-1
Safety reliability data	MTTFd = 285.3 years B10d = 270000
Mounting position	Any position
Mounting support	35 mm DIN rail conforming to EN/IEC 60715
Status LED	LED backlight green (steady) for dial pointer indication LED yellow (steady) for output relay energised LED yellow (fast flashing) for timing in progress and output relay de-energised LED yellow (slow flashing) for timing in progress and output relay energised
Width	22.5 Mm
Net weight	0.08 Kg

## Environment

Dielectric strength	2.5 KV for 1 mA/1 minute at 50 Hz between relay output and power supply with basic insulation conforming to IEC 61812-1
Standards	UL 508 IEC 61812-1
Directives	2004/108/EC - electromagnetic compatibility 2006/95/EC - low voltage directive
Product certifications	GL CE CCC EAC UL CSA RCM
Ambient air temperature for operation	-20...60 °C
Ambient air temperature for storage	-40...70 °C
IP degree of protection	IP40 housing: conforming to IEC 60529 IP50 front face: conforming to IEC 60529 IP20 terminals: conforming to IEC 60529
Pollution degree	3 conforming to IEC 60664-1
Vibration resistance	20 m/s <sup>2</sup> (f= 10...150 Hz) conforming to IEC 60068-2-6
Shock resistance	15 gn not operating for 11 ms conforming to IEC 60068-2-27 5 gn in operation for 11 ms conforming to IEC 60068-2-27
Relative humidity	95 % at 25...55 °C
Electromagnetic compatibility	Fast transients immunity test - test level: 1 kV level 3 (capacitive connecting-clip) conforming to IEC 61000-4-4 Surge immunity test - test level: 1 kV level 3 (differential mode) conforming to IEC 61000-4-5 Surge immunity test - test level: 2 kV level 3 (common mode) conforming to IEC 61000-4-5 Electrostatic discharge - test level: 6 kV level 3 (contact discharge) conforming to IEC 61000-4-2 Electrostatic discharge - test level: 8 kV level 3 (air discharge) conforming to IEC 61000-4-2 Radiated radio-frequency electromagnetic field immunity test - test level: 10 V/m level 3 (80 MHz...1 GHz) conforming to IEC 61000-4-3 Conducted RF disturbances - test level: 10 V level 3 (0.15...80 MHz) conforming to IEC 61000-4-6 Fast transient bursts - test level: 2 kV level 3 (direct contact) conforming to IEC 61000-4-4 Immunity to microbreaks and voltage drops - test level: 30 % (500 ms) conforming to IEC 61000-4-11 Immunity to microbreaks and voltage drops - test level: 100 % (20 ms) conforming to IEC 61000-4-11

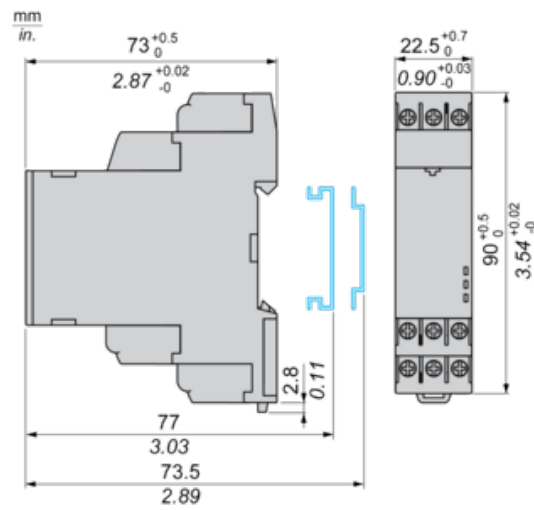
## Packing Units

Unit Type of Package 1	PCE
Number of Units in Package 1	1
Package 1 Weight	90 G
Package 1 Height	2.5 Cm
Package 1 width	8.4 Cm
Package 1 Length	9.5 Cm
Unit Type of Package 2	S02
Number of Units in Package 2	40
Package 2 Weight	4.14 Kg
Package 2 Height	15 Cm
Package 2 width	30 Cm
Package 2 Length	40 Cm
Unit Type of Package 3	P06
Number of Units in Package 3	640
Package 3 Weight	73.38 Kg
Package 3 Height	80 Cm
Package 3 width	80 Cm
Package 3 Length	60 Cm

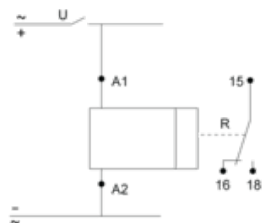
## Offer Sustainability

Sustainable offer status	Green Premium product
EU RoHS Directive	Pro-active compliance (Product out of EU RoHS legal scope) <a href="#">EU RoHS Declaration</a>
Mercury free	Yes
RoHS exemption information	<a href="#">Yes</a>
China RoHS Regulation	<a href="#">China RoHS Declaration</a>
Environmental Disclosure	<a href="#">Product Environmental Profile</a>
Circularity Profile	<a href="#">End Of Life Information</a>

Dimensions



## Wiring Diagram

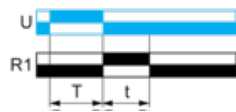


Function Qc: Star-Delta Relay (1 CO)

Description

On energisation of power supply, the output R initializes at its initial state such that energizes STAR CONTACTOR + MAIN CONTACTOR and the timing T starts (STAR connection time duration starts). At the end of the timing period T, the output R closes such that deenergizes STAR CONTACTOR and deenergizes the power supply causes t transition time starts. At the end of the transition time, the output R reverts to its initial state such that energizes DELTA CONTACTOR.

Function: 1 Output



t : 50 ms

Legend

- Relay de-energised
- Relay energised
- Output open
- Output closed

U -	Supply
T -	Timing period
t -	Delay to switch ON Delta contact output
R1 -	Star-Delta contact output

Product Life Status : **Commercialised**