

# TROLLEYS WITH SHELVES



EGA Master's trolleys with shelves are the ideal solution for an easy access and a perfect control over the tools as they are permanently visible.

## Diverse combinations



**1.** Made in high quality galvanized steel to provide high resistance and durability.


**2.** Possibility of adding customised trays in all the shelves.



**3.** Great mobility thanks to its multidirectional wheels, 2 of them with brakes, and handles to control the movement.



**4.** Possibility of distributing the shelves and adding more to meet the user's needs.



**5.** Trays with 5 depth settings and regulating pillars.

## TROLLEY FRAMES



COD.	L x W x H (mm)
50093	725x613x1430
50088	1023x613x1430



## SHELVES





COD.	Dimensions	CAP. KG	Valid for
50095	657x220x30	50	50093
50094	657x420x30		
50090	955x320x30		
50089	955x600x30		50088

## TROLLEYS WITH SHELVES



COD.			CAP. KG
50140	2	50095	50093 300
50141	3	50095	
50142	4	50095	
50143	2	50094	
50144	3	50094	
50145	4	50094	

COD.			CAP. KG
50149	2	50090	50088 300
50150	3	50090	
50151	4	50090	
50152	2	50089	
50153	3	50089	
50154	4	50089	

# TECHNICAL SPECIFICATIONS

MATERIAL	Galvanized steel
----------	------------------