

# TAPS AND DIES



EGA Master has developed a new range of threaded tools (taps and dies) that offer a suitable solution at industrial maintenance task and repair actions.



**1.** Their cutting edge profile allows high quality threads and improve the removal of chips.

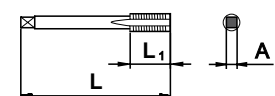
**2.** Made of high speed steel material: either HSS-M2 or HSS-Co material increase tool lifetime and reduce operation time.

**3.** The range of taps and des that Ega Master has designed include all the threads commonly used in the industry:

- Metric thread, coarse and fine pitch
- BSW thread
- UNC and UNF threads
- GAS (BSP) thread

## METRIC SET OF 3 TAPS





| COD   | METRIC    | A    | L1 (mm) | L (mm) | gr. |     |   |
|-------|-----------|------|---------|--------|-----|-----|---|
| 57700 | 2 x 0,4   | 2,0  | 8,0     | 41     | 15  |     |   |
| 57701 | 3 x 0,5   | 2,5  | 11      | 48     |     | 100 |   |
| 57702 | 4 x 0,7   | 3,15 | 13      | 53     | 25  |     |   |
| 57703 | 5 x 0,8   | 4,0  | 16      | 58     | 40  |     |   |
| 57704 | 6 x 1     | 5,0  | 19      | 66     | 50  | 48  | 1 |
| 57705 | 7 x 1     | 4,5  |         |        |     |     |   |
| 57706 | 8 x 1,25  | 5,0  | 22      | 72     | 100 | 20  |   |
| 57707 | 9 x 1,25  | 5,6  |         |        | 140 |     |   |
| 57708 | 10 X 1,5  |      | 24      | 80     | 140 |     |   |
| 57709 | 11 X 1,5  | 6,3  | 25      | 85     |     | 20  |   |
| 57710 | 12 X 1,75 | 7,1  | 29      | 89     | 150 |     |   |
| 57711 | 14 X 2    | 9,0  | 30      | 95     |     |     |   |
| 57712 | 16 X 2    | 10   | 32      | 102    | 235 | 10  | 1 |
| 57713 | 18 X 2,5  |      |         |        |     |     |   |
| 57714 | 20 X 2,5  | 11,2 | 37      | 112    | 470 | 5   |   |
| 57715 | 22 X 2,5  | 12,5 | 38      | 118    | 670 |     |   |
| 57716 | 24 X 3    | 14   | 45      | 130    | 835 | 3   |   |



# TECHNICAL SPECIFICATIONS

|                 |        |
|-----------------|--------|
| <b>MATERIAL</b> | HSS-M2 |
|-----------------|--------|

## METRIC SET OF 2 TAPS

| <b>COD</b> |  <b>METRIC</b> | $\leftarrow A \rightarrow$ | <b>L1 (mm)</b> | <b>L (mm)</b> |  <b>gr.</b> |  |  |
|------------|---|----------------------------|----------------|---------------|--|---|---|
| 57725      | 6 X 0,75  | 5,5                        |                |               | 30   | 90  |   |
| 57726      | 7 X 0,75  | 4,5                        | 19             | 66            |  |   |   |
| 57727      | 8 X 0,75  |                            |                |               | 35   | 63  |   |
| 57728      | 8 X 1   | 5,0                        | 22             | 72            |  |   |   |
| 57729      | 9 X 0,75  |                            | 19             | 66            |  |   |   |
| 57730      | 9 X 1   | 5,6                        | 22             | 72            |  |   |   |
| 57731      | 10 X 1,25   |                            | 20             | 73            | 55   | 42  |   |
| 57732      | 10 X 1  |                            | 24             |               |  |   |   |
| 57733      | 10 X 1,25   | 6,3                        |                |               |  |   |   |
| 57734      | 11 X 0,75   |                            |                |               |  |   |   |
| 57735      | 11 X 1  |                            | 22             | 80            |  |   |   |
| 57736      | 11 X 1,25   |                            |                |               | 90   | 30  |   |
| 57737      | 12 X 0,75   |                            |                |               |  |   |   |
| 57738      | 12 X 1  | 7,1                        |                |               |  |   | 1   |
| 57739      | 12 X 1,25   |                            | 29             | 89            |  |   |   |
| 57740      | 12 X 1,5  |                            | 22             | 87            |  |   |   |
| 57741      | 14 X 1  |                            |                |               | 135  |   |   |
| 57742      | 14 X 1,25   | 9,0                        | 30             | 95            |  | 20  |   |
| 57743      | 14 X 1,5  |                            |                |               |  |   |   |
| 57744      | 16 X 1  | 10                         | 22             | 92            | 150  |   |   |
| 57745      | 16 X 1,5  |                            | 32             | 102           |  |   |   |
| 57746      | 18 X 1,5  |                            |                |               | 250  |   |   |
| 57747      | 18 X 2  | 11,2                       | 37             | 112           |  | 10  |   |
| 57748      | 20 X 1,5  |                            |                |               | 270  |   |   |
| 57749      | 22 X 1,5  | 12,5                       | 38             | 108           |  |   |   |
| 57750      | 24 X 2  | 14                         | 45             | 130           | 400  | 5   |   |







ISO 529

# TECHNICAL SPECIFICATIONS

|                 |        |
|-----------------|--------|
| <b>MATERIAL</b> | HSS-Co |
|-----------------|--------|

## BSW SET OF 3 TAPS

| <b>COD</b> |  <b>WITHWORTH</b> | $\leftarrow A \rightarrow$ | <b>L1 (mm)</b> | <b>L (mm)</b> |  <b>gr.</b> |  |  |
|------------|--|----------------------------|----------------|---------------|--|---|---|
| 57760      | 1/8" x 40  | 2,7                        | 12             | 40            | 15   | 100   |   |
| 57761      | 5/32" x 32   | 3,4                        | 14             | 45            |  |   |   |
| 57762      | 3/16" x 24   | 4,3                        |                |               | 35   |   |   |
| 57763      | 1/4" x 20  |                            |                |               | 45   | 48  |   |
| 57764      | 5/16" x 18   | 4,9                        | 22             | 56            | 50   |   |   |
| 57765      | 3/8" x 16  | 5,5                        | 25             | 70            | 75   |   |   |
| 57766      | 7/16" x 14   | 6,2                        | 30             | 75            | 120  |   | 1   |
| 57767      | 1/2" x 12  | 7                          |                |               | 135  | 20  |   |
| 57768      | 9/16" x 12   |                            |                |               | 190  |   |   |
| 57769      | 5/8" x 11  | 9                          | 32             | 80            | 220  | 10  |   |
| 57770      | 3/4" x 10  | 11                         |                | 95            | 500  | 5   |   |
| 57771      | 7/8" x 9   | 14,5                       | 40             | 100           | 670  |   |   |
| 57772      | 1" x 8   | 16                         | 50             | 110           | 725  | 3   |   |








DIN 352

# TECHNICAL SPECIFICATIONS

|                 |        |
|-----------------|--------|
| <b>MATERIAL</b> | HSS-M2 |
|-----------------|--------|

## UNC SET OF 3 TAPS

| <b>COD</b> |  |  | <b>L1 (mm)</b> | <b>L (mm)</b> |  |  |  |
|------------|---|---|----------------|---------------|---|---|---|
| 57780      | N° 2 x 56   | 2,1   | 11             | 36            | 15  | 100   | 1   |
| 57781      | N° 3 x 48   |   | 12             | 40            |   |   |   |
| 57782      | N° 4 x 40   | 2,7   | 14             | 45            | 35  | 48  | 1   |
| 57783      | N° 5 x 40   | 3,0   |                |               |   |   |   |
| 57784      | N° 6 x 32   | 3,4   | 16             | 48            | 45  | 20  | 1   |
| 57785      | N° 8 x 32   | 4,9   |                |               |   |   |   |
| 57786      | N° 10 x 24  | 4,9   | 22             | 56            | 50  | 10  | 1   |
| 57787      | N° 12 x 24  |   | 25             | 63            |   |   |   |
| 57788      | 1/4" x 20   | 5,5   | 30             | 75            | 115   | 5   | 1   |
| 57789      | 5/16" x 18  |   |                |               |   |   |   |
| 57790      | 3/8" x 16   | 6,2   | 32             | 80            | 135   | 6   | 1   |
| 57791      | 7/16" x 14  | 7,0   |                |               |   |   |   |
| 57792      | 1/2" x 13   | 9,0   | 36             | 90            | 220   | 10  | 1   |
| 57793      | 9/16" x 12  |   |                |               |   |   |   |
| 57794      | 5/8" x 11   | 11  | 45             | 110           | 335   | 5   | 1   |
| 57795      | 3/4" x 10   | 14,5  |                |               |   |   |   |
| 57796      | 7/8" x 9  | 16  | 50             | 360           | 360   | 6   | 1   |
| 57797      | 1" x 8  |   |                |               |   |   |   |








DIN 352 ANSI B1.1

# TECHNICAL SPECIFICATIONS

|                 |        |
|-----------------|--------|
| <b>MATERIAL</b> | HSS-M2 |
|-----------------|--------|

## UNF SET OF 3 TAPS

| <b>COD</b> |  |  | <b>L1 (mm)</b> | <b>L (mm)</b> |  |  |  |
|------------|---|---|----------------|---------------|---|---|---|
| 57800      | N° 2 x 64   | 2,1   | 10             | 32            | 30  | 90  | 1   |
| 57801      | N° 3 x 56   |   |                | 36            |   |   |   |
| 57802      | N° 4 x 48   | 2,7   | 12             | 40            | 35  | 63  | 1   |
| 57803      | N° 5 x 44   | 3,0   |                |               |   |   |   |
| 57804      | N° 6 x 40   | 3,4   | 14             | 45            | 42  | 30  | 1   |
| 57805      | N° 8 x 36   | 4,9   |                |               |   |   |   |
| 57806      | N° 10 x 32  | 4,9   | 16             | 50            | 55  | 20  | 1   |
| 57807      | N° 12 x 28  |   |                |               |   |   |   |
| 57808      | 1/4" x 28   | 5,5   | 20             | 70            | 135   | 10  | 1   |
| 57809      | 5/16" x 24  |   |                |               |   |   |   |
| 57810      | 3/8" x 24   | 7,0   | 22             | 80            | 270   | 5   | 1   |
| 57811      | 7/16" x 20  | 9,0   |                |               |   |   |   |
| 57812      | 1/2" x 20   | 9,0   | 20             | 70            | 150   | 20  | 1   |
| 57813      | 9/16" x 18  |   |                |               |   |   |   |
| 57814      | 5/8" x 18   | 14,5  | 22             | 80            | 270   | 10  | 1   |
| 57815      | 3/4" x 16   | 16  |                |               |   |   |   |
| 57816      | 7/8" x 14   | 16  | 22             | 90            | 400   | 5   | 1   |
| 57817      | 1" x 12   |   |                |               |   |   |   |








DIN 2181 ANSI B1.1

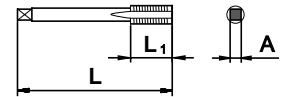
# TECHNICAL SPECIFICATIONS

|                 |        |
|-----------------|--------|
| <b>MATERIAL</b> | HSS-M2 |
|-----------------|--------|

## GAS (BSP) SET OF 2 TAPS

| <b>COD</b> |  |  | <b>L1 (mm)</b> | <b>L (mm)</b> |  |  |  |
|------------|---|---|----------------|---------------|---|---|---|
| 57820      | 1/8" x 28   | 5,5   | 20             | 60            | 75  | 16  | 1   |
| 57821      | 1/4" x 19   | 9,0   |                | 70            | 95  |   |   |
| 57822      | 3/8" x 19   | 12  | 22             | 80            | 135   | 7   |   |
| 57823      | 1/2" x 14   |   |                | 90            | 265   |   |   |
| 57824      | 3/4" x 14   | 16  | 25             | 100           | 475   | 4   |   |
| 57825      | 1" x 11   | 20  |                | 835           |   |   |   |






DIN 5157



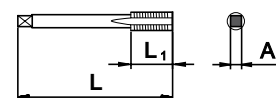
# TECHNICAL SPECIFICATIONS

|                 |        |
|-----------------|--------|
| <b>MATERIAL</b> | HSS-M2 |
|-----------------|--------|

## NPT TAPS

| <b>COD</b> |  |  | <b>L1 (mm)</b> | <b>L (mm)</b> |  |  |  |
|------------|---|---|----------------|---------------|---|---|---|
| 57751      | 1/8" x 27   | 8   | 19             | 54            | 25  | 60  | 1   |
| 57752      | 1/4" x 18   | 11  |                | 62            | 35  |   |   |
| 57753      | 3/8" x 18   | 13  | 27             | 65            | 65  | 36  |   |
| 57754      | 1/2" x 14   |   |                | 80            | 135   |   |   |
| 57755      | 3/4" x 14   | 17  | 35             | 83            | 230   | 8   |   |
| 57756      | 1" x 11.1/2"  | 21  |                | 44            | 95  |   |   |
| 57757      | 1.1/4" x 11.1/2"  | 24  | 33             | 125           | 750   | 4   |   |
| 57758      | 1.1/2" x 11.1/5"  | 29  |                | 140           | 1000  |   |   |
| 57759      | 2" x 11.1/5"  | 35  |                | 160           | 1100  |   | 1   |







DIN 233

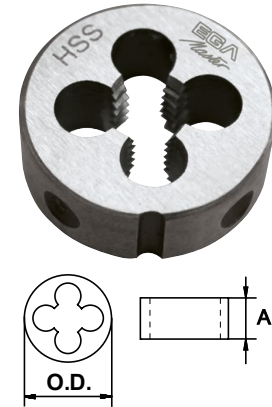


# TECHNICAL SPECIFICATIONS

|                 |        |
|-----------------|--------|
| <b>MATERIAL</b> | HSS-M2 |
|-----------------|--------|

**ROUND METRIC THREAD DIES**

| <b>COD</b> |  |  |  |  |  |  |
|------------|---|---|---|---|---|---|
| 57845      | 2 x 0,4   |   | 16  | 15  |   |   |
| 57846      | 3 x 0,5   | 5   |   | 20  |   |   |
| 57847      | 4 x 0,7   |   | 20  |   |   |   |
| 57848      | 5 x 0,8   | 7   |   | 25  |   | 105   |
| 57849      | 6 x 1   |   |   |   |   |   |
| 57850      | 7 x 1   |   |   |   |   |   |
| 57851      | 8 x 1,25  | 9   | 25  | 30  |   |   |
| 57852      | 9 x 1,25  |   |   |   |   |   |
| 57853      | 10 x 1,5  |   | 30  | 55  |   |   |
| 57854      | 11 x 1,5  | 11  |   |   |   |   |
| 57856      | 12 x 1,75   | 14  | 38  | 85  |   |   |
| 57858      | 14 x 2  |   |   |   |   | 30  |
| 57859      | 16 x 2  |   |   |   |   |   |
| 57860      | 18 x 2,5  | 18  | 45  | 180   |   |   |
| 57861      | 20 x 2,5  |   |   |   |   |   |
| 57864      | 22 x 2,5  | 22  | 55  | 220   |   | 11  |
| 57865      | 24 x 3  |   |   |   |   |   |
| 57866      | 6 x 0,75  | 7   | 20  | 25  |   |   |
| 57867      | 7 x 0,75  |   |   |   |   |   |
| 57868      | 8 x 0,75  |   |   |   |   |   |
| 57869      | 8 x 1   | 9   | 25  | 30  |   | 1   |
| 57870      | 9 x 0,75  |   |   |   |   |   |
| 57871      | 9 x 1   |   |   |   |   |   |
| 57872      | 10 x 0,75   |   |   |   |   |   |
| 57873      | 10 x 1  |   |   |   |   |   |
| 57874      | 10 x 1,25   | 11  | 30  | 55  |   |   |
| 57875      | 11 x 0,75   |   |   |   |   | 30  |
| 57876      | 11 x 1  |   |   |   |   |   |
| 57879      | 12 x 1  |   |   |   |   |   |
| 57880      | 12 x 1,25   |   |   |   |   |   |
| 57881      | 12 x 1,5  |   |   |   |   |   |
| 57882      | 14 x 1  | 10  | 38  | 75  |   |   |
| 57883      | 14 x 1,25   |   |   |   |   |   |
| 57884      | 14 x 1,5  |   |   |   |   |   |
| 57885      | 16 x 1  |   |   |   |   |   |
| 57886      | 16 x 1,5  |   |   |   |   |   |
| 57887      | 18 x 1,5  | 14  | 45  | 150   |   |   |
| 57889      | 18 x 2  |   |   |   |   |   |
| 57890      | 20 x 1,5  |   |   |   |   |   |
| 57891      | 22 x 1,5  |   |   |   |   | 11  |
| 57892      | 24 x 1,5  | 16  | 55  | 200   |   |   |
| 57893      | 24 x 2  |   |   |   |   |   |



DIN 223 EN 22568

# TECHNICAL SPECIFICATIONS

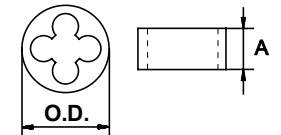
|                 |        |
|-----------------|--------|
| <b>MATERIAL</b> | HSS-M2 |
|-----------------|--------|



### ROUND BSW THREAD DIES

| COD   | WITHWORTH      | A  | O.D. mm | gr. |     |   |
|-------|----------------|----|---------|-----|-----|---|
| 57900 | BSW 1/8" x 40  | 5  | 20      | 20  | 105 | 1 |
| 57901 | BSW 5/32" x 32 |    |         | 20  |     |   |
| 57902 | BSW 3/16" x 24 | 7  | 25      | 25  | 30  |   |
| 57903 | BSW 1/4" x 20  |    |         | 25  |     |   |
| 57904 | BSW 5/16" x 18 | 9  | 25      | 30  | 11  |   |
| 57905 | BSW 3/8" x 16  | 11 | 30      | 55  |     |   |
| 57906 | BSW 7/16" x 14 | 14 | 38      | 85  | 11  |   |
| 57907 | BSW 1/2" x 12  |    |         | 85  |     |   |
| 57908 | BSW 9/16" x 12 | 18 | 45      | 180 | 11  |   |
| 57909 | BSW 5/8" x 11  |    |         | 180 |     |   |
| 57910 | BSW 3/4" x 10  | 22 | 55      | 220 | 11  |   |
| 57911 | BSW 7/8" x 9   |    |         | 220 |     |   |
| 57912 | BSW 1" x 8     |    |         |     |     |   |

DIN 223 EN 22568



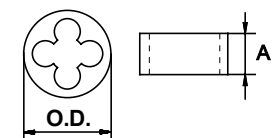
## TECHNICAL SPECIFICATIONS

|          |        |
|----------|--------|
| MATERIAL | HSS-M2 |
|----------|--------|

### ROUND UNC THREAD DIES

| COD   | UNC        | A  | O.D. mm | gr. |     |   |
|-------|------------|----|---------|-----|-----|---|
| 57920 | Nº 2 x 56  | 5  | 16      | 15  | 216 | 1 |
| 57921 | Nº 3 x 48  |    |         | 15  |     |   |
| 57922 | Nº 4 x 40  | 7  | 20      | 20  | 105 |   |
| 57923 | Nº 5 x 40  |    |         | 20  |     |   |
| 57924 | Nº 6 x 32  | 9  | 25      | 25  | 30  |   |
| 57925 | Nº 8 x 32  |    |         | 25  |     |   |
| 57926 | Nº 10 x 24 | 11 | 30      | 55  | 30  |   |
| 57927 | Nº 12 x 24 |    |         | 55  |     |   |
| 57928 | 1/4" x 20  | 14 | 38      | 85  | 11  |   |
| 57929 | 5/16" x 18 |    |         | 85  |     |   |
| 57930 | 3/8" x 16  | 18 | 45      | 180 | 11  |   |
| 57931 | 7/16" x 14 |    |         | 180 |     |   |
| 57932 | 1/2" x 13  | 22 | 55      | 220 | 11  |   |
| 57933 | 9/16" x 12 |    |         | 220 |     |   |
| 57934 | 5/8" x 11  | 22 | 55      | 220 | 11  |   |
| 57935 | 3/4" x 10  |    |         | 220 |     |   |
| 57936 | 7/8" x 9   |    |         |     |     |   |
| 57937 | 1" x 8     |    |         |     |     |   |







DIN 223 EN 22568

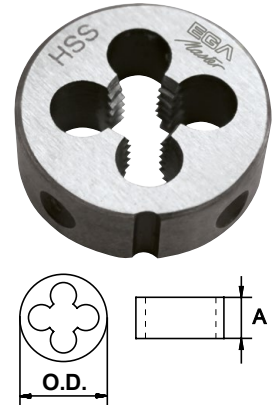


## TECHNICAL SPECIFICATIONS

|          |        |
|----------|--------|
| MATERIAL | HSS-M2 |
|----------|--------|

**ROUND UNF THREAD DIES**

| <b>COD</b> |  |  |  |  |  |  |    |
|------------|---|---|---|---|---|---|----|
| 57940      | Nº 2 x 64   | 5   | 16  | 15  | 216   | 1   |    |
| 57941      | Nº 3 x 56   |   | 20  | 20  |   |   | 20 |
| 57942      | Nº 4 x 48   |   |   |   |   |   |    |
| 57943      | Nº 5 x 44   |   |   |   |   |   |    |
| 57944      | Nº 6 x 40   |   |   |   |   |   |    |
| 57945      | Nº 8 x 36   | 7   | 25  | 25  |   |   |    |
| 57946      | Nº 10 x 32  |   |   |   |   |   |    |
| 57947      | Nº 12 x 28  | 9   | 25  | 30  | 105   |   |    |
| 57948      | 1/4" x 28   |   |   |   |   |   |    |
| 57949      | 5/16" x 24  |   |   |   |   |   |    |
| 57950      | 3/8" x 24   | 11  | 30  | 55  | 30  |   |    |
| 57951      | 7/16" x 20  |   |   |   |   |   |    |
| 57952      | 1/2" x 20   | 14  | 38  | 85  | 11  |   |    |
| 57953      | 9/16" x 18  |   |   |   |   |   |    |
| 57954      | 5/8" x 18   |   |   |   |   |   |    |
| 57955      | 3/4" x 16   | 18  | 45  | 180   | 11  |   |    |
| 57956      | 7/8" x 14   |   |   |   |   |   |    |
| 57957      | 1" x 12   | 22  | 55  | 220   |   |   |    |









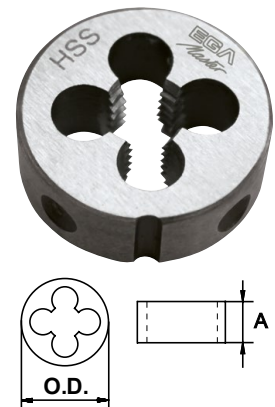
DIN 223 EN 22568

**TECHNICAL SPECIFICATIONS**

|                 |        |
|-----------------|--------|
| <b>MATERIAL</b> | HSS-M2 |
|-----------------|--------|

**ROUND GAS (BSP) THREAD DIES**

| <b>COD</b> |  |  |  |  |  |  |
|------------|---|---|---|---|---|---|
| 57960      | 1/8" x 28   | 11  | 30  | 55  | 30  | 1   |
| 57961      | 1/4" x 19   | 10  | 38  | 75  |   |   |
| 57962      | 3/8" x 19   | 14  | 45  | 150   | 11  |   |
| 57963      | 1/2" x 14   |   |   |   |   |   |
| 57964      | 3/4" x 14   | 16  | 55  | 200   |   |   |
| 57965      | 1" x 11   | 18  | 65  | 275   |   |   |









DIN 5158

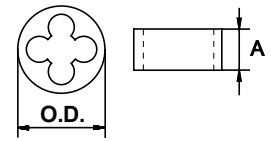
**TECHNICAL SPECIFICATIONS**

|                 |        |
|-----------------|--------|
| <b>MATERIAL</b> | HSS-M2 |
|-----------------|--------|

**ROUND NPT THREAD DIES**

| <b>COD</b> |  |  |  |  |  |  |
|------------|---|---|---|---|---|---|
| 57897      | 1/8"  | 10  | 38  | 75  | 20  | 1   |
| 57898      | 1/4"  | 15  | 45  | 90  |   |   |
| 57913      | 3/8"  | 20  | 55  | 160   |   |   |
| 57914      | 1/2"  | 22  | 65  | 175   | 8   |   |
| 57915      | 3/4"  | 25  | 75  | 220   | 4   |   |
| 57916      | 1"  | 25  | 90  | 325   | 4   |   |
| 57917      | 1.1/4"  | 26  | 105   | 400   | 1   |   |
| 57918      | 1.1/2"  |   |   | 550   |   |   |
| 57919      | 2"  |   |   | 650   |   |   |







DIN 233

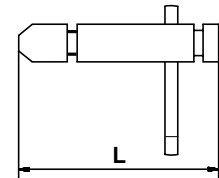


**TECHNICAL SPECIFICATIONS**

|                 |        |
|-----------------|--------|
| <b>MATERIAL</b> | HSS-M2 |
|-----------------|--------|

**REVERSIBLE TAP WRENCH**

| <b>COD</b> |  |  |  | <b>L (mm)</b> |  |  |  |
|------------|---|---|---|---------------|---|--|---|
| 57830      | M3-M10  | 1/8"-3/8"   | -   | 85            | 190   | 20   | 1   |
| 57831      | M5-M12  | 7/32"-1/2"  | 1/8"  | 100           | 290   | 14   |   |
| 57832      | M3-M10  | 1/8"-3/8"   | -   | 250           | 250   | 10   |   |
| 57833      | M5-M12  | 7/32"-1/2"  | 1/8"  | 300           | 445   |  |   |



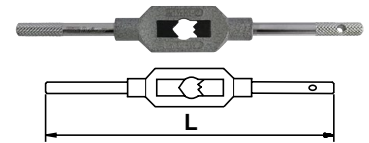
**TECHNICAL SPECIFICATIONS**

|                 |       |
|-----------------|-------|
| <b>MATERIAL</b> | Steel |
|-----------------|-------|



## ADJUSTABLE TAP WRENCH

| COD   | NPT     | WITHWORTH   | GAS (BSP) | L (mm) | gr. |    |   |
|-------|---------|-------------|-----------|--------|-----|----|---|
| 57835 | M1-M8   | 1/16"-5/16" | -         | 125    | 55  | 20 | 1 |
| 57836 | M3-M10  | 1/8"-3/8"   | -         | 180    | 105 | 12 |   |
| 57837 | M3-M12  | 1/8"-1/2"   | 1/8"      | 200    | 160 | 10 |   |
| 57838 | M4-M12  | 3/16"-5/8"  | 1/8"-3/8" | 280    | 300 | 6  |   |
| 57839 | M5-M20  | 1/4"-3/4"   | 1/8"-1/2" | 375    | 670 | 6  |   |
| 57840 | M10-M27 | 1/2"-1"     | 1/8"-3/4" | 500    | 875 | 4  |   |
| 57841 | M14-M33 | 5/8"-1.1/4" | 1/4"-1"   | 750    |     |    |   |



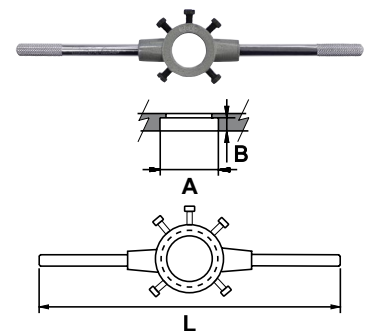
DIN 1814

# TECHNICAL SPECIFICATIONS

| MATERIAL | Steel + Zamak |
|----------|---------------|
|----------|---------------|

## DIE HOLDER

| COD   | NPT       | WITHWORTH     | GAS (BSP) | A   | B  | L (mm) | gr. |    |   |
|-------|-----------|---------------|-----------|-----|----|--------|-----|----|---|
| 57970 | M1-M2,6   | 1/16"-3/32"   | -         | 16  | 5  | 160    | 50  | 20 | 1 |
| 57971 | M3-M4     | 1/8"-5/32"    | -         | 20  | 7  | 200    | 85  |    |   |
| 57972 | M4,5-M6   | 3/16"-1/4"    | -         | 25  | 9  | 225    | 115 |    |   |
| 57973 | M7-M9     | 5/16"         | 1/16"     | 30  | 11 | 280    | 220 |    |   |
| 57974 | M10-M11   | 3/8"-7/16"    | 1/8"      | 38  | 10 | 315    | 325 |    |   |
| 57975 | MF12-MF14 | -             | 1/4"      | 45  | 14 | 450    | 415 |    |   |
| 57976 | M12-M14   | 1/2"-9/16"    | -         | 55  | 16 | 560    | 500 |    |   |
| 57977 | MF16-MF20 | -             | 3/8"-1/2" | 65  | 18 | 630    | 600 |    |   |
| 57978 | M16-M20   | 5/8"-3/4"     | -         | 75  | 25 | 800    | 725 | 1  |   |
| 57979 | MF21-MF26 | -             | 5/8"-3/4" | 90  | 36 | 900    | 800 |    |   |
| 57980 | M22-M24   | 7/8"-1"       | -         | 105 | 22 | 1000   | 850 |    |   |
| 57981 | MF27-MF36 | -             | 7/8"-1"   |     |    |        |     |    |   |
| 57966 | M27-M36   | 1.1/8"-1.3/8" | -         |     |    |        |     |    |   |
| 57967 | M39-M42   | 1.1/2"-1.5/8" | -         |     |    |        |     |    |   |
| 57968 | M45-M52   | 1.3/4"-2"     | -         |     |    |        |     |    |   |
| 57969 | M55-M62   | -             | 1.3/4"-2" |     |    |        |     |    |   |








DIN 225 ISO 22568

# TECHNICAL SPECIFICATIONS

| MATERIAL | Steel + Zamak |
|----------|---------------|
|----------|---------------|

**THREADING KITS**

| <b>COD</b> |  | <b>COD. PCS.</b>                                   |  | <b>COD. PCS.</b>                                    |  | <b>COD. PCS.</b>        |  | <b>COD. PCS.</b>                 |  |
|------------|---|--|---|---|---|-------------------------|---|----------------------------------|---|
| 57690      |   |  | -   | -   | -   | -                       | -   | -                                | -   |
| 57691      | M3-M4-M5-M6-M8-M10-M12  | 57701 57702<br>57703 57704<br>57706 57708<br>57710 | M3-M4-M5-M6-M8-M10-M12  | 57846 57847<br>57848, 57849<br>57851 57853<br>57854 | M3-M12+G  | 7837                    | 25 x 9  | 57973                            | 800   |
| 57692      | M6-M8-M10-M11-M12   | 57704 57706<br>57708 57709<br>57710                | M6-M8-M10-M11-M12   | 57849 57851<br>57853 57856<br>57857                 | M4-M12+G  | 57838                   | 25 x 9; 30 x 11;<br>38 x 14   | 57973 57974 57976                | 1600  |
| 57693      | M6-M8-M10-M12-M14-M16-M18   | 57704 57706<br>57708 57710<br>57711 57712<br>57713 | M6-M8-M10-M12-M14-M16-M18   | 57849 57851<br>57853 57857<br>57858 57859<br>57860  | M3-M12 + G<br>M5-M20 + G  | 57837<br>57839          | 25 x 9; 38 x 14;<br>45 x 18   | 57973 57976 57978                | 2000  |
| 57694      | BSW 1/8", 3/16",<br>1/4", 5/16", 3/8",<br>7/16", 1/2"                             | 57760 57762<br>57763 57764<br>57765 57766<br>57767 | BSW 1/8", 3/16",<br>1/4", 5/16", 3/8",<br>7/16", 1/2"                             | 57900 57902<br>57903 57904<br>57905 57906<br>57907  | M3-M10<br>M4-M12 + G<br>M2-M10 REV.   | 57836<br>57838<br>57830 | 30 x 11; 38 x 14  | 57974 57976                      | 5600  |
| 57695      | UNC 1/4", 5/16",<br>3/8", 7/16", 1/2",<br>5/8", 3/4"                              | 57788 57789<br>57790 57791<br>57792 57794<br>57795 | UNC 1/4", 5/16",<br>3/8", 7/16", 1/2",<br>5/8", 3/4"                              | 57928 57929<br>57930 57931<br>57932 57934<br>57935  | M3-M10<br>M4-M12 + G  | 57836<br>57838          | 20 x 7; 25 x 9; 30 x<br>11; 38 x 14; 45 x 18  | 57972 57973 57974<br>57976 57978 | 4400  |
| 57696      | UNF 1/4", 5/16",<br>3/8", 7/16", 1/2",<br>5/8", 3/4"                              | 57808 57809<br>57810 57811<br>57812 57814<br>57815 | UNF 1/4", 5/16",<br>3/8", 7/16", 1/2",<br>5/8", 3/4"                              | 57948 57949<br>57950 57951<br>57952 57954<br>57955  | M3-M10<br>M5-M20 + G  | 57836<br>57839          | 20 x 7; 25 x 9; 30 x<br>11; 38 x 10; 45 x 14  | 57972 57973 57974<br>57975 57977 | 8000  |
| 57697      | GAS (BSP) 1/8",<br>1/4", 3/8", 1/2",<br>3/4", 1"                                  | 57820 57821<br>57822 57823<br>57824 57825          | GAS (BSP) 1/8",<br>1/4", 3/8", 1/2",<br>3/4", 1"                                  | 57960 57961<br>57962 57963<br>57964 57965           | M4-M12 + G<br>M5-M20 + G<br>M13-M32 +G  | 57838<br>57839<br>57841 | 30 x 11; 38 x 10;<br>45 x 14; 55 x 16;<br>65 x 18                                   | 57974 57975 57977<br>57979 57981 | 14500   |