

## Feed-through terminal block - UK 10 N - 3005073

Please be informed that the data shown in this PDF Document is generated from our Online Catalog. Please find the complete data in the user's documentation. Our General Terms of Use for Downloads are valid (<http://phoenixcontact.com/download>)



Feed-through terminal block, nom. voltage: 800 V, nominal current: 57 A, connection method: Screw connection, number of connections: 2, cross section: 0.5 mm<sup>2</sup> - 16 mm<sup>2</sup>, AWG: 20 - 6, width: 10.2 mm, color: gray, mounting type: NS 35/7,5, NS 35/15, NS 32

### Your advantages

- All universal terminal blocks in the UK... series can also be used in the Ex e area according to IEC/EN 60079 as standard
- The corresponding EC-type examination numbers for Ex approval can be found in the technical connection data

RoHS



### Key Commercial Data

Packing unit	50 pc
GTIN	
GTIN	4017918091019

### Technical data

#### General

Number of levels	1
Number of connections	2
Potentials	1
Nominal cross section	10 mm <sup>2</sup>
Color	gray
Insulating material	PA
Flammability rating according to UL 94	V0
Rated surge voltage	8 kV
Degree of pollution	3
Overvoltage category	III
Insulating material group	I
Maximum power dissipation for nominal condition	1.82 W
Maximum load current	76 A (with 16 mm <sup>2</sup> conductor cross section)
Nominal current I <sub>N</sub>	57 A

# Feed-through terminal block - UK 10 N - 3005073

## Technical data

### General

Nominal voltage $U_N$	800 V
Open side panel	Yes
Ambient temperature (operation)	-60 °C ... 85 °C
Ambient temperature (storage/transport)	-25 °C ... 55 °C (For a short time, not exceeding 24 h, -60 to +70 °C)
Permissible humidity (storage/transport)	30 % ... 70 %
Ambient temperature (assembly)	-5 °C ... 70 °C
Ambient temperature (actuation)	-5 °C ... 70 °C
Shock protection test specification	IEC 60529:2001-02
Back of the hand protection	guaranteed
Finger protection	guaranteed
Result of surge voltage test	Test passed
Result of power-frequency withstand voltage test	Test passed
Power frequency withstand voltage setpoint	2 kV
Result of the test for mechanical stability of terminal points (5 x conductor connection)	Test passed
Result of bending test	Test passed
Bending test rotation speed	10 rpm
Bending test turns	135
Bending test conductor cross section/weight	0.5 mm <sup>2</sup> / 0.3 kg
	10 mm <sup>2</sup> / 2 kg
	16 mm <sup>2</sup> / 2.9 kg
Tensile test result	Test passed
Result of tight fit on support	Test passed
Tight fit on carrier	NS 32/NS 35
Setpoint	5 N
Result of voltage-drop test	Test passed
Result of temperature-rise test	Test passed
Requirement temperature-rise test	Increase in temperature $\leq 45$ K
Short circuit stability result	Test passed
Conductor cross section short circuit testing	10 mm <sup>2</sup>
Short-time current	1.2 kA
Conductor cross section short circuit testing	16 mm <sup>2</sup>
Short-time current	1.92 kA
Result of thermal test	Test passed
Proof of thermal characteristics (needle flame) effective duration	30 s
Oscillation, broadband noise test result	Test passed
Test specification, oscillation, broadband noise	DIN EN 50155 (VDE 0115-200):2008-03
Test spectrum	Service life test category 1, class B, body mounted
Test frequency	$f_1 = 5$ Hz to $f_2 = 150$ Hz
ASD level	1.857 (m/s <sup>2</sup> ) <sup>2</sup> /Hz
Acceleration	0,8 g

# Feed-through terminal block - UK 10 N - 3005073

## Technical data

### General

Test duration per axis	5 h
Test directions	X-, Y- and Z-axis
Shock test result	Test passed
Test specification, shock test	DIN EN 50155 (VDE 0115-200):2008-03
Shock form	Half-sine
Acceleration	5g
Shock duration	30 ms
Number of shocks per direction	3
Test directions	X-, Y- and Z-axis (pos. and neg.)
Relative insulation material temperature index (Elec., UL 746 B)	130 °C
Temperature index of insulation material (DIN EN 60216-1 (VDE 0304-21))	130 °C
Static insulating material application in cold	-60 °C
Surface flammability NFPA 130 (ASTM E 162)	passed
Specific optical density of smoke NFPA 130 (ASTM E 662)	passed
Calorimetric heat release NFPA 130 (ASTM E 1354)	28 MJ/kg
Smoke gas toxicity NFPA 130 (SMP 800C)	passed
Fire protection for rail vehicles (DIN EN 45545-2) R22	HL 1 - HL 3
Fire protection for rail vehicles (DIN EN 45545-2) R23	HL 1 - HL 3
Fire protection for rail vehicles (DIN EN 45545-2) R24	HL 1 - HL 3
Fire protection for rail vehicles (DIN EN 45545-2) R26	HL 1 - HL 3

### Dimensions

Width	10.2 mm
End cover width	1.8 mm
Length	42.5 mm
Height NS 35/7,5	47.3 mm
Height NS 35/15	54.8 mm
Height NS 32	52.3 mm

### Connection data

Connection method	Screw connection
Screw thread	M4
Stripping length	10 mm
Tightening torque, min	1.5 Nm
Tightening torque max	1.8 Nm
Connection in acc. with standard	IEC 60947-7-1
Conductor cross section solid min.	0.5 mm <sup>2</sup>
Conductor cross section solid max.	16 mm <sup>2</sup>
Conductor cross section AWG min.	20
Conductor cross section AWG max.	6
Conductor cross section flexible min.	0.5 mm <sup>2</sup>

## Feed-through terminal block - UK 10 N - 3005073

### Technical data

#### Connection data

Conductor cross section flexible max.	10 mm <sup>2</sup>
Min. AWG conductor cross section, flexible	20
Max. AWG conductor cross section, flexible	8
Conductor cross section flexible, with ferrule without plastic sleeve min.	0.5 mm <sup>2</sup>
Conductor cross section flexible, with ferrule without plastic sleeve max.	10 mm <sup>2</sup>
Conductor cross section flexible, with ferrule with plastic sleeve min.	0.5 mm <sup>2</sup>
Conductor cross section flexible, with ferrule with plastic sleeve max.	6 mm <sup>2</sup>
Cross section with insertion bridge, solid max.	10 mm <sup>2</sup>
Cross section with insertion bridge, stranded max.	10 mm <sup>2</sup>
2 conductors with same cross section, solid min.	0.5 mm <sup>2</sup>
2 conductors with same cross section, solid max.	4 mm <sup>2</sup>
2 conductors with same cross section, stranded min.	0.5 mm <sup>2</sup>
2 conductors with same cross section, stranded max.	4 mm <sup>2</sup>
Two conductors with the same cross section, flexible, with TWIN ferrules, with plastic sleeve, minimum	0.5 mm <sup>2</sup>
Two conductors with the same cross section, flexible, with TWIN ferrules, with plastic sleeve, maximum	6 mm <sup>2</sup>
Two conductors with the same cross section stranded, with ferrule and without plastic sleeve, minimum	0.5 mm <sup>2</sup>
Two conductors with the same cross section stranded, with ferrule and without plastic sleeve, maximum	2.5 mm <sup>2</sup>
Connection in acc. with standard	IEC/EN 60079-7
Conductor cross section solid min.	0.5 mm <sup>2</sup>
Conductor cross section solid max.	16 mm <sup>2</sup>
Conductor cross section AWG min.	20
Conductor cross section AWG max.	6
Conductor cross section flexible min.	0.5 mm <sup>2</sup>
Conductor cross section flexible max.	10 mm <sup>2</sup>
Internal cylindrical gage	B6

#### Standards and Regulations

Connection in acc. with standard	CSA
	IEC 60947-7-1
	IEC/EN 60079-7
Flammability rating according to UL 94	V0

#### Environmental Product Compliance

REACH SVHC	Lead 7439-92-1
China RoHS	Environmentally Friendly Use Period = 50 years
	For details about hazardous substances go to tab "Downloads", Category "Manufacturer's declaration"

### Drawings

# Feed-through terminal block - UK 10 N - 3005073

Circuit diagram



## Classifications

### eCl@ss

eCl@ss 10.0.1	27141120
eCl@ss 4.0	27141100
eCl@ss 4.1	27141100
eCl@ss 5.0	27141100
eCl@ss 5.1	27141100
eCl@ss 6.0	27141100
eCl@ss 7.0	27141120
eCl@ss 8.0	27141120
eCl@ss 9.0	27141120

### ETIM

ETIM 2.0	EC000897
ETIM 3.0	EC000897
ETIM 4.0	EC000897
ETIM 5.0	EC000897
ETIM 6.0	EC000897
ETIM 7.0	EC000897

### UNSPSC

UNSPSC 6.01	30211811
UNSPSC 7.0901	39121410
UNSPSC 11	39121410
UNSPSC 12.01	39121410
UNSPSC 13.2	39121410
UNSPSC 18.0	39121410
UNSPSC 19.0	39121410
UNSPSC 20.0	39121410
UNSPSC 21.0	39121410

## Approvals

### Approvals

### Approvals

DNV GL / CSA / LR / KR / NK / UL Recognized / KEMA-KEUR / cUL Recognized / IECCE CB Scheme / EAC / RS / cULus Recognized

# Feed-through terminal block - UK 10 N - 3005073

## Approvals

### Ex Approvals

IECEX / ATEX / UL Recognized / cUL Recognized / GL / EAC Ex / DNV GL-EX / cULus Recognized

### Approval details

DNV GL		<a href="https://approvalfinder.dnvgl.com/">https://approvalfinder.dnvgl.com/</a>	TAE00001CT
--------	--	---	------------

CSA		<a href="http://www.csagroup.org/services-industries/product-listing/">http://www.csagroup.org/services-industries/product-listing/</a>	13631
	B	C	
Nominal voltage UN	600 V	600 V	
Nominal current IN	65 A	65 A	
mm <sup>2</sup> /AWG/kcmil	24-6	24-6	

LR		<a href="http://www.lr.org/en">http://www.lr.org/en</a>	96/20013
----	--	---	----------


KR		<a href="http://www.krs.co.kr/eng/main/main.aspx">http://www.krs.co.kr/eng/main/main.aspx</a>	HMB17372-EL001
----	--	---	----------------


NK		<a href="http://www.classnk.or.jp/hp/en/">http://www.classnk.or.jp/hp/en/</a>	09 ME 141
----	--	---	-----------


UL Recognized		<a href="http://database.ul.com/cgi-bin/XYV/template/LISEXT/1FRAME/index.htm">http://database.ul.com/cgi-bin/XYV/template/LISEXT/1FRAME/index.htm</a>	FILE E 60425
	B	C	
Nominal voltage UN	600 V	600 V	
Nominal current IN	65 A	65 A	
mm <sup>2</sup> /AWG/kcmil	24-6	24-6	

## Feed-through terminal block - UK 10 N - 3005073

### Approvals


KEMA-KEUR		<a href="http://www.dekra-certification.com">http://www.dekra-certification.com</a>	71-102523
Nominal voltage UN		800 V	
Nominal current IN		57 A	
mm <sup>2</sup> /AWG/kcmil		10	

cUL Recognized		<a href="http://database.ul.com/cgi-bin/XYV/template/LISEXT/1FRAME/index.htm">http://database.ul.com/cgi-bin/XYV/template/LISEXT/1FRAME/index.htm</a>	FILE E 60425
	B	C	
Nominal voltage UN	600 V	600 V	
Nominal current IN	65 A	65 A	
mm <sup>2</sup> /AWG/kcmil	24-6	24-6	

IECEE CB Scheme		<a href="http://www.iecee.org/">http://www.iecee.org/</a>	NL-39959
Nominal voltage UN		800 V	
Nominal current IN		57 A	
mm <sup>2</sup> /AWG/kcmil		10	

EAC		RU C- DE.A*30.B.01742
-----	---	--------------------------

RS		<a href="http://www.rs-head.spb.ru/en/index.php">http://www.rs-head.spb.ru/en/index.php</a>	17.00013.272
----	---	---	--------------

cULus Recognized	
------------------	---

### Accessories

Accessories

DIN rail

## Feed-through terminal block - UK 10 N - 3005073

### Accessories

DIN rail perforated - NS 32 PERF 2000MM - 1201002



DIN rail perforated, G profile, width: 32 mm, height: 15 mm, acc. to EN 60715, material: Steel, galvanized, passivated with a thick layer, length: 2000 mm, color: silver

---

DIN rail, unperforated - NS 32 UNPERF 2000MM - 1201015



DIN rail, unperforated, G profile, width: 32 mm, height: 15 mm, acc. to EN 60715, material: Steel, galvanized, passivated with a thick layer, length: 2000 mm, color: silver

---

DIN rail perforated - NS 35/ 7,5 PERF 2000MM - 0801733



DIN rail perforated, Standard profile, width: 35 mm, height: 7.5 mm, acc. to EN 60715, material: Steel, galvanized, passivated with a thick layer, length: 2000 mm, color: silver

---

DIN rail, unperforated - NS 35/ 7,5 UNPERF 2000MM - 0801681



DIN rail, unperforated, Standard profile, width: 35 mm, height: 7.5 mm, acc. to EN 60715, material: Steel, galvanized, passivated with a thick layer, length: 2000 mm, color: silver

---

DIN rail perforated - NS 35/ 7,5 WH PERF 2000MM - 1204119



DIN rail perforated, Standard profile, width: 35 mm, height: 7.5 mm, acc. to EN 60715, material: Steel, Galvanized, white passivated, length: 2000 mm, color: silver

---



## Feed-through terminal block - UK 10 N - 3005073

### Accessories

DIN rail, unperforated - NS 35/ 7,5 WH UNPERF 2000MM - 1204122



DIN rail, unperforated, Standard profile, width: 35 mm, height: 7.5 mm, acc. to EN 60715, material: Steel, Galvanized, white passivated, length: 2000 mm, color: silver

---

DIN rail, unperforated - NS 35/ 7,5 AL UNPERF 2000MM - 0801704



DIN rail, unperforated, Standard profile, width: 35 mm, height: 7.5 mm, acc. to EN 60715, material: Aluminum, uncoated, length: 2000 mm, color: silver

---

DIN rail perforated - NS 35/ 7,5 ZN PERF 2000MM - 1206421



DIN rail perforated, Standard profile, width: 35 mm, height: 7.5 mm, acc. to EN 60715, material: Steel, galvanized, length: 2000 mm, color: silver

---

DIN rail, unperforated - NS 35/ 7,5 ZN UNPERF 2000MM - 1206434



DIN rail, unperforated, Standard profile, width: 35 mm, height: 7.5 mm, acc. to EN 60715, material: Steel, galvanized, length: 2000 mm, color: silver

---

DIN rail, unperforated - NS 35/ 7,5 CU UNPERF 2000MM - 0801762



DIN rail, unperforated, Standard profile, width: 35 mm, height: 7.5 mm, acc. to EN 60715, material: Copper, uncoated, length: 2000 mm, color: copper-colored

---

## Feed-through terminal block - UK 10 N - 3005073

### Accessories

End cap - NS 35/ 7,5 CAP - 1206560

DIN rail end piece, for DIN rail NS 35/7.5



---

DIN rail perforated - NS 35/15 PERF 2000MM - 1201730



DIN rail perforated, Standard profile, width: 35 mm, height: 15 mm, similar to EN 60715, material: Steel, galvanized, passivated with a thick layer, length: 2000 mm, color: silver

---

DIN rail, unperforated - NS 35/15 UNPERF 2000MM - 1201714



DIN rail, unperforated, Standard profile, width: 35 mm, height: 15 mm, similar to EN 60715, material: Steel, galvanized, passivated with a thick layer, length: 2000 mm, color: silver

---

DIN rail perforated - NS 35/15 WH PERF 2000MM - 0806602



DIN rail perforated, Standard profile, width: 35 mm, height: 15 mm, similar to EN 60715, material: Steel, Galvanized, white passivated, length: 2000 mm, color: silver

---

DIN rail, unperforated - NS 35/15 WH UNPERF 2000MM - 1204135



DIN rail, unperforated, Standard profile, width: 35 mm, height: 15 mm, similar to EN 60715, material: Steel, Galvanized, white passivated, length: 2000 mm, color: silver

---

## Feed-through terminal block - UK 10 N - 3005073

### Accessories

DIN rail, unperforated - NS 35/15 AL UNPERF 2000MM - 1201756



DIN rail, unperforated, Standard profile, width: 35 mm, height: 15 mm, similar to EN 60715, material: Aluminum, uncoated, length: 2000 mm, color: silver

---

DIN rail perforated - NS 35/15 ZN PERF 2000MM - 1206599



DIN rail perforated, Standard profile, width: 35 mm, height: 15 mm, similar to EN 60715, material: Steel, galvanized, length: 2000 mm, color: silver

---

DIN rail, unperforated - NS 35/15 ZN UNPERF 2000MM - 1206586



DIN rail, unperforated, Standard profile, width: 35 mm, height: 15 mm, similar to EN 60715, material: Steel, galvanized, length: 2000 mm, color: silver

---

DIN rail, unperforated - NS 35/15 CU UNPERF 2000MM - 1201895



DIN rail, unperforated, Standard profile, width: 35 mm, height: 15 mm, similar to EN 60715, material: Copper, uncoated, length: 2000 mm, color: copper-colored

---

End cap - NS 35/15 CAP - 1206573



DIN rail end piece, for DIN rail NS 35/15

---

## Feed-through terminal block - UK 10 N - 3005073

### Accessories

DIN rail, unperforated - NS 35/15-2,3 UNPERF 2000MM - 1201798



DIN rail, unperforated, Standard profile 2.3 mm, width: 35 mm, height: 15 mm, acc. to EN 60715, material: Steel, galvanized, passivated with a thick layer, length: 2000 mm, color: silver

---

### End block

End clamp - CLIPFIX 35 - 3022218



Quick mounting end clamp for NS 35/7,5 DIN rail or NS 35/15 DIN rail, with marking option, width: 9.5 mm, color: gray

End clamp - CLIPFIX 35-5 - 3022276



Quick mounting end clamp for NS 35/7,5 DIN rail or NS 35/15 DIN rail, with marking option, with parking option for FBS...5, FBS...6, KSS 5, KSS 6, width: 5.15 mm, color: gray

End clamp - E/NS 35 N - 0800886



End clamp, width: 9.5 mm, color: gray

End clamp - E/UK - 1201442



End clamp, width: 9.5 mm, height: 35.3 mm, material: PA, length: 50.5 mm, Mounting on a DIN rail NS 32 or NS 35, color: gray

## Feed-through terminal block - UK 10 N - 3005073

### Accessories

End clamp - E/UK 1 - 1201413



End clamps, for supporting the ends of double-level and three-level terminal blocks, width: 10 mm, color: gray

---

### End cover

End cover - D-UK 4/10 - 3003020



End cover, length: 42.5 mm, width: 1.8 mm, height: 35.9 mm, color: gray

---

End cover - D-UK 4/10 BU - 3003101



End cover, length: 42.5 mm, width: 1.8 mm, height: 47 mm, color: blue

---

### Insertion bridge

Insertion bridge - EB 2-10 - 0203153



Insertion bridge, pitch: 10 mm, number of positions: 2, color: gray

---

Insertion bridge - EB 3-10 - 0203328



Insertion bridge, pitch: 10 mm, number of positions: 3, color: gray

---

## Feed-through terminal block - UK 10 N - 3005073

### Accessories

Insertion bridge - EB 10-10 - 0203137



Insertion bridge, pitch: 10 mm, number of positions: 10, color: gray

---

Insertion bridge - EB 2-10 - 0203153



Insertion bridge, pitch: 10 mm, number of positions: 2, color: gray

---

### Insulating sleeve

Insulating sleeve - PS-IH WH - 0311566



Insulating sleeve, color: white

---

Insulating sleeve - PS-IH RD - 0311579



Insulating sleeve, color: red

---

Insulating sleeve - PS-IH BU - 0311582



Insulating sleeve, color: blue

---

## Feed-through terminal block - UK 10 N - 3005073

### Accessories

Insulating sleeve - PS-IH YE - 0311595



Insulating sleeve, color: yellow

---

Insulating sleeve - PS-IH GN - 0311605



Insulating sleeve, color: green

---

Insulating sleeve - PS-IH GY - 0311621



Insulating sleeve, color: gray

---

Insulating sleeve - PS-IH BK - 0311634



Insulating sleeve, color: black

---

Insulating sleeve - PS-IH VT - 0311618



Insulating sleeve, color: violet

---

Labeled terminal marker

## Feed-through terminal block - UK 10 N - 3005073

### Accessories

#### Zack marker strip - ZB 10 CUS - 0824941



Zack marker strip, can be ordered: Strip, white, labeled according to customer specifications, mounting type: snap into tall marker groove, for terminal block width: 10.2 mm, lettering field size: 10.15 x 10.5 mm, Number of individual labels: 10

---

#### Zack marker strip - ZB10,LGS:FORTL.ZAHLEN - 1053014



Zack marker strip, Strip, white, labeled, can be labeled with: CMS-P1-PLOTTER, printed horizontally: consecutive numbers 1 ... 10, 11 ... 20, etc. up to 91 ... 100, mounting type: snap into tall marker groove, for terminal block width: 10.2 mm, lettering field size: 10.15 x 10.5 mm, Number of individual labels: 10

---

#### Zack marker strip - ZB10,QR:FORTL.ZAHLEN - 1053027



Zack marker strip, Strip, white, labeled, can be labeled with: CMS-P1-PLOTTER, Printed vertically: consecutive numbers 1 ... 10, 11 ... 20, etc. up to 91 ... 100, mounting type: snap into tall marker groove, for terminal block width: 10.2 mm, lettering field size: 10.15 x 10.5 mm, Number of individual labels: 10

---

#### Marker for terminal blocks - ZB10,LGS:L1-N,PE - 1053412



Marker for terminal blocks, Strip, white, labeled, can be labeled with: CMS-P1-PLOTTER, horizontal: L1, L2, L3, N, PE, L1, L2, L3, N, PE, mounting type: snap into tall marker groove, for terminal block width: 10.2 mm, lettering field size: 10.15 x 10.5 mm, Number of individual labels: 10

---

#### Marker for terminal blocks - ZB10,LGS:U-N - 1053438



Marker for terminal blocks, Strip, white, labeled, can be labeled with: CMS-P1-PLOTTER, horizontal: U, V, W, N, GND, U, V, W, N, GND, mounting type: snap into tall marker groove, for terminal block width: 10.2 mm, lettering field size: 10.15 x 10.5 mm, Number of individual labels: 10



## Feed-through terminal block - UK 10 N - 3005073

### Accessories

#### Marker for terminal blocks - UC-TM 10 CUS - 0824605



Marker for terminal blocks, can be ordered: by sheet, white, labeled according to customer specifications, mounting type: snap into tall marker groove, for terminal block width: 10.2 mm, lettering field size: 9.6 x 10.5 mm, Number of individual labels: 48

---

#### Marker for terminal blocks - UCT-TM 10 CUS - 0829623



Marker for terminal blocks, can be ordered: by sheet, white, labeled according to customer specifications, mounting type: snap into tall marker groove, for terminal block width: 10.2 mm, lettering field size: 8.9 x 9.6 mm, Number of individual labels: 36

---

### Partition plate

#### Separating plate - TS-K - 1302215



Separating plate, length: 22 mm, width: 0.5 mm, height: 22 mm, color: gray

---

#### Partition plate - ATP-UK - 3003224



Partition plate, length: 56 mm, width: 1.5 mm, height: 45.7 mm, color: gray

---

### Screw bridge

#### Step bracket - STL 10N/5N - 0204110



Step bracket, pitch: 5 mm, number of positions: 2, color: silver

## Feed-through terminal block - UK 10 N - 3005073

### Accessories

Chain bridge - KB- 10 - 0203205



Chain bridge, pitch: 10 mm, number of positions: 1, color: silver

---

Fixed bridge - FBI 2-10 - 0203483



Fixed bridge, pitch: 10 mm, number of positions: 2, color: silver

---

Fixed bridge - FBI 10-10 - 0203276



Fixed bridge, pitch: 10 mm, number of positions: 10, color: silver

---

Fixed bridge - FB 10-10-EX - 0203247



Fixed bridge, pitch: 10 mm, number of positions: 10, color: silver

---

Fixed bridge - FB 4-10 - 0203182



Fixed bridge, number of positions: 4, color: silver

---

## Feed-through terminal block - UK 10 N - 3005073

### Accessories

Fixed bridge - FB 10-10 - 0203179



Fixed bridge, pitch: 10 mm, number of positions: 10, color: silver

---

Fixed bridge - FB 3-10 - 0203140



Fixed bridge, pitch: 10 mm, number of positions: 3, color: silver

---

Jumper - ISSBI 10-10 - 0301521



Jumper, pitch: 10 mm, number of positions: 10, color: silver

---

### Screwdriver tools

Screwdriver - SZS 1,0X4,0 VDE - 1205066



Screwdriver, slot-headed, VDE insulated, size: 1.0 x 4.0 x 100 mm, 2-component grip, with non-slip grip

---

### Short-circuit connector

Short-circuit connector - KSS 10 - 0310541



Short-circuit connector, pitch: 10 mm, number of positions: 2, color: black

---

### Switching jumper

## Feed-through terminal block - UK 10 N - 3005073

### Accessories

Switching jumper - SB 2- 8/13 N - 0200062



Switching jumper, pitch: 13 mm, number of positions: 2, color: silver

---

### Terminal marking

Marker card - SBS10:UNBEDRUCKT - 1007248



Marker card, Card, white, unlabeled, can be labeled with: Marker pen, perforated, mounting type: snap into tall marker groove, snap into flat marker groove, for terminal block width: 10 mm, lettering field size: 6 x 10.1 mm, Number of individual labels: 250

---

Zack marker strip - ZB 10:UNBEDRUCKT - 1053001



Zack marker strip, Strip, white, unlabeled, can be labeled with: PLOTMARK, CMS-P1-PLOTTER, mounting type: snap into tall marker groove, for terminal block width: 10.2 mm, lettering field size: 10.5 x 10.15 mm, Number of individual labels: 10

---

Marker for terminal blocks - UC-TM 10 - 0818069



Marker for terminal blocks, Sheet, white, unlabeled, can be labeled with: BLUEMARK ID COLOR, BLUEMARK ID, BLUEMARK CLED, PLOTMARK, CMS-P1-PLOTTER, mounting type: snap into tall marker groove, for terminal block width: 10.2 mm, lettering field size: 9.6 x 10.5 mm, Number of individual labels: 48

---

Marker for terminal blocks - UCT-TM 10 - 0829142



Marker for terminal blocks, Sheet, white, unlabeled, can be labeled with: TOPMARK NEO, TOPMARK LASER, BLUEMARK ID COLOR, BLUEMARK ID, BLUEMARK CLED, THERMOMARK PRIME, THERMOMARK CARD 2.0, THERMOMARK CARD, mounting type: snap into tall marker groove, for terminal block width: 10.2 mm, lettering field size: 8.9 x 9.6 mm, Number of individual labels: 36

---

### Test plug terminal block

## Feed-through terminal block - UK 10 N - 3005073

### Accessories

Test plugs - PS-MT - 0311647



Test plugs, color: silver

---

### Test socket

Female test connector - PSBJ 4/15/6 FARBLOS - 0303419



Female test connector, color: transparent

---

Female test connector - PSBJ 4/15/6 WH - 0303312



Female test connector, color: white

---

Female test connector - PSBJ 4/15/6 RD - 0303325



Female test connector, color: red

---

Female test connector - PSBJ 4/15/6 BU - 0303354



Female test connector, color: blue

---

## Feed-through terminal block - UK 10 N - 3005073

### Accessories

Female test connector - PSBJ 4/15/6 YE - 0303367



Female test connector, color: yellow

---

Female test connector - PSBJ 4/15/6 GN - 0303370



Female test connector, color: green

---

Female test connector - PSBJ 4/15/6 VT - 0303383



Female test connector, color: violet

---

Female test connector - PSBJ 4/15/6 GY - 0303396



Female test connector, color: gray

---

Female test connector - PSBJ 4/15/6 BK - 0303406



Female test connector, color: black

---

## Feed-through terminal block - UK 10 N - 3005073

### Accessories

Female test connector - PSB 4/7/6 - 0303299



Female test connector, color: silver

---

### Warning label printed

Warning label - WS 5-10 - 1004429

Warning label, Plate, yellow/black, labeled: Lightning flash and warning in English, mounting type: screw, rivet, for terminal block width: 10 mm, diameter: 0 mm



---

Warning label - WS 4-10 - 1004225

Warning label, Plate, yellow/black, labeled: Lightning flash and warning in English, mounting type: screw, rivet, for terminal block width: 10 mm, diameter: 0 mm



---

Phoenix Contact 2020 © - all rights reserved  
<http://www.phoenixcontact.com>

PHOENIX CONTACT GmbH & Co. KG  
Flachsmarktstr. 8  
32825 Blomberg  
Germany  
Tel. +49 5235 300  
Fax +49 5235 3 41200  
<http://www.phoenixcontact.com>

# Mouser Electronics

Authorized Distributor

Click to View Pricing, Inventory, Delivery & Lifecycle Information:

[Phoenix Contact:](#)

[3005073](#)