

## Type 2 surge arrester - VAL-SEC-T2-3S-175-FM - 2905354

Please be informed that the data shown in this PDF Document is generated from our Online Catalog. Please find the complete data in the user's documentation. Our General Terms of Use for Downloads are valid (<http://phoenixcontact.com/download>)




Plug-in surge arrester, in accordance with Type 2/Class II, for 3-phase power supply networks with separate N and PE (5-conductor system: L1, L2, L3, N, PE), with remote indication contact.

### Your advantages

- ✓ Varistor arrester with a low leakage current
- ✓ High-performance gas-filled surge arrester for N/PE protection
- ✓ Extremely narrow design, just 12 mm per position
- ✓ High continuous voltage of 175 V AC for 120/208 V AC networks with high voltage fluctuations
- ✓ Pluggable
- ✓ Low voltage protection level of 0.85 kV
- ✓ Optical, mechanical status indicator
- ✓ With floating remote indication contact
- ✓ Plugs can be checked with CHECKMASTER 2



### Key Commercial Data

|              |   |
|--------------|---|
| Packing unit | 1 pc  |
| GTIN         | <br>4 046356 948029 |
| GTIN         | 4046356948029   |

### Technical data

#### Dimensions

|                  |                                 |
|------------------|---------------------------------|
| Height           | 97.9 mm                         |
| Width            | 49.2 mm                         |
| Depth            | 74.5 mm (incl. DIN rail 7.5 mm) |
| Horizontal pitch | 2.7 Div.                        |

#### Ambient conditions

|                                 |                  |
|---------------------------------|------------------|
| Degree of protection            | IP20             |
| Ambient temperature (operation) | -40 °C ... 80 °C |

# Type 2 surge arrester - VAL-SEC-T2-3S-175-FM - 2905354

## Technical data

### Ambient conditions

|   |   |
|---|---|
| Ambient temperature (storage/transport) | -40 °C ... 80 °C                        |
| Altitude                                | ≤ 2000 m (amsl (above mean sea level))  |
| Permissible humidity (operation)        | 5 % ... 95 %                            |
| Shock (operation)                       | 30g (Half-sine / 11 ms / 3x ±X, ±Y, ±Z) |
| Vibration (operation)                   | 5g (10 ... 500 Hz / 2.5 h / X, Y, Z)    |

### General

|  |   |
|--|---|
| IEC test classification                | II                                      |
|  | T2                                      |
| EN type                                | T2                                      |
| IEC power supply system                | TN-S                                    |
|  | TT                                      |
| Mode of protection                     | L-N                                     |
|  | L-PE                                    |
|  | N-PE                                    |
| Mounting type                          | DIN rail: 35 mm                         |
| Color                                  | light grey RAL 7035                     |
|  | traffic grey A RAL 7042                 |
| Housing material                       | PA 6.6-FR 20 % GF                       |
|  | PBT-FR                                  |
| Degree of pollution                    | 2                                       |
| Flammability rating according to UL 94 | V-0                                     |
| Type                                   | DIN rail module, two-section, divisible |
| Number of positions                    | 4                                       |
| Surge protection fault message         | Optical, remote indicator contact       |

### Protective circuit

|   |  |
|---|--|
| Nominal voltage $U_N$                             | 120/208 V AC (TN-S)  |
|   | 120/208 V AC (TT)  |
| Nominal frequency $f_N$                           | 50 Hz (60 Hz)  |
| Maximum continuous operating voltage $U_C$ (L-N)  | 175 V AC   |
| Maximum continuous operating voltage $U_C$ (L-PE) | 175 V AC   |
| Maximum continuous voltage $U_C$ (N-PE)           | 150 V AC   |
| Rated load current $I_L$                          | 40 A (Biconnect M4 fork-type cable lug 6 mm <sup>2</sup> ) |
|   | 63 A (TWIN ferrule 2 x 10 mm <sup>2</sup> )                |
| Residual current $I_{PE}$                         | ≤ 1 μA   |
| Nominal discharge current $I_n$ (8/20) μs         | 20 kA  |
| Maximum discharge current $I_{max}$ (8/20) μs     | 40 kA  |
| Follow current interrupt rating $I_{fi}$ (N-PE)   | 100 A (150 V AC)   |
| Short-circuit current rating $I_{SCCR}$           | 25 kA (for a backup fuse of up to 315 A gG)                |
|   | 50 kA (for a backup fuse of up to 200 A gG)                |

## Type 2 surge arrester - VAL-SEC-T2-3S-175-FM - 2905354

### Technical data

#### Protective circuit

|   |  |
|---|--|
| Voltage protection level $U_p$ (L-N)        | $\leq 0.85$ kV   |
| Voltage protection level $U_p$ (L-PE)       | $\leq 1.3$ kV  |
| Voltage protection level $U_p$ (N-PE)       | $\leq 0.95$ kV   |
| Residual voltage $U_{res}$ (L-N)            | $\leq 0.85$ kV (at $I_n$ )                                       |
|   | $\leq 0.75$ kV (at 10 kA)  |
|   | $\leq 0.65$ kV (at 5 kA)   |
|   | $\leq 0.63$ kV (at 4 kA)   |
|   | $\leq 0.57$ kV (at 2 kA)   |
| Residual voltage $U_{res}$ (N-PE)           | $\leq 0.4$ kV (at $I_n$ )  |
|   | $\leq 0.4$ kV (at 10 kA)   |
|   | $\leq 0.4$ kV (at 5 kA)  |
|   | $\leq 0.4$ kV (at 4 kA)  |
|   | $\leq 0.4$ kV (at 2 kA)  |
| TOV behavior at $U_T$ (L-N)                 | 240 V AC (5 s / withstand mode)                                  |
|   | 240 V AC (120 min / safe failure mode)                           |
| TOV behavior at $U_T$ (N-PE)                | 1200 V AC (200 ms / withstand mode)                              |
| Response time $t_A$ (L-N)                   | $\leq 25$ ns   |
| Response time $t_A$ (L-PE)                  | $\leq 100$ ns  |
| Response time $t_A$ (N-PE)                  | $\leq 100$ ns  |
| Max. backup fuse with V-type through wiring | 40 A (gG / Biconnect M4 fork-type cable lug, 6 mm <sup>2</sup> ) |
|   | 63 A (gG / TWIN ferrule 2x 10mm <sup>2</sup> )                   |
| Max. backup fuse with branch wiring         | 315 A (gG)   |

#### Indicator/remote signaling

|                                  |  |
|----------------------------------|--|
| Switching function               | PDT contact                                  |
| Operating voltage                | 5 V AC ... 250 V AC                          |
|                                  | 125 V DC (200 mA DC)                         |
| Operating current                | 5 mA AC ... 1 A AC                           |
|                                  | 1 A DC (30 V DC)                             |
| Connection method                | Plug-in/screw connection via COMBICON        |
| Screw thread                     | M2   |
| Tightening torque                | 0.25 Nm                                      |
| Stripping length                 | 7 mm   |
| Conductor cross section flexible | 0.14 mm <sup>2</sup> ... 1.5 mm <sup>2</sup> |
| Conductor cross section solid    | 0.14 mm <sup>2</sup> ... 1.5 mm <sup>2</sup> |
| Conductor cross section AWG      | 28 ... 16                                    |

#### Connection data

|                   |                  |
|-------------------|------------------|
| Connection method | Screw connection |
| Screw thread      | M5               |
| Tightening torque | 4.5 Nm           |

# Type 2 surge arrester - VAL-SEC-T2-3S-175-FM - 2905354

## Technical data

### Connection data

|                                  |  |
|----------------------------------|--|
| Stripping length                 | 16 mm                                      |
| Conductor cross section flexible | 2.5 mm <sup>2</sup> ... 16 mm <sup>2</sup> |
| Conductor cross section solid    | 2.5 mm <sup>2</sup> ... 25 mm <sup>2</sup> |
| Conductor cross section AWG      | 12 ... 4                                   |
| Connection method                | Fork-type cable lug                        |
| Conductor cross section flexible | 1.5 mm <sup>2</sup> ... 6 mm <sup>2</sup>  |

### UL specifications

|   |              |
|---|--------------|
| SPD Type  | 4CA          |
| Maximum continuous operating voltage MCOV (L-L) | 350 V AC     |
| Maximum continuous operating voltage MCOV (L-N) | 175 V AC     |
| Maximum continuous operating voltage MCOV (L-G) | 175 V AC     |
| Maximum continuous operating voltage MCOV (N-G) | 150 V AC     |
| Nom. voltage                                    | 120/208 V AC |
| Mode of protection                              | L-L          |
|   | L-N          |
|   | L-G          |
|   | N-G          |
| Power distribution system                       | Wye          |
| Nominal frequency                               | 50/60 Hz     |
| Measured limiting voltage MLV (L-L)             | 2010 V       |
| Measured limiting voltage MLV (L-N)             | 1510 V       |
| Measured limiting voltage MLV (L-G)             | 1630 V       |
| Measured limiting voltage MLV (N-G)             | 560 V        |
| Nominal discharge current I <sub>n</sub> (L-L)  | 20 kA        |
| Nominal discharge current I <sub>n</sub> (L-N)  | 20 kA        |
| Nominal discharge current I <sub>n</sub> (L-G)  | 20 kA        |
| Nominal discharge current I <sub>n</sub> (N-G)  | 20 kA        |

### UL indicator/remote signaling

|                             |   |
|-----------------------------|---|
| Operating voltage           | 125 V AC  |
| Operating current           | 1 A AC  |
| Tightening torque           | 2 lb <sub>f</sub> -in. ... 4 lb <sub>f</sub> -in. |
| Conductor cross section AWG | 30 ... 14   |

### UL connection data

|                             |   |
|-----------------------------|---|
| Conductor cross section AWG | 14 ... 2 (solid)                                    |
|                             | 14 ... 4 (flexible)                                 |
| Tightening torque           | 40 lb <sub>f</sub> -in. ... 50 lb <sub>f</sub> -in. |

### Standards and Regulations

|                       |                   |
|-----------------------|-------------------|
| Standards/regulations | IEC 61643-11 2011 |
|                       | EN 61643-11 2012  |

# Type 2 surge arrester - VAL-SEC-T2-3S-175-FM - 2905354

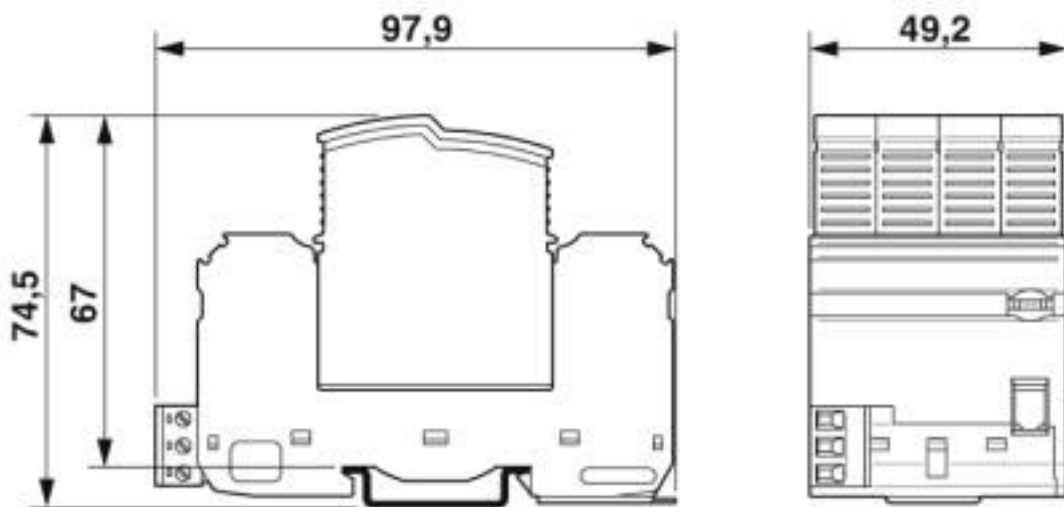
## Technical data

### Environmental Product Compliance

|            |   |
|------------|---|
| REACH SVHC | Lead 7439-92-1  |
| China RoHS | Environmentally Friendly Use Period = 50 years  |
|            | For details about hazardous substances go to tab "Downloads", Category "Manufacturer's declaration" |

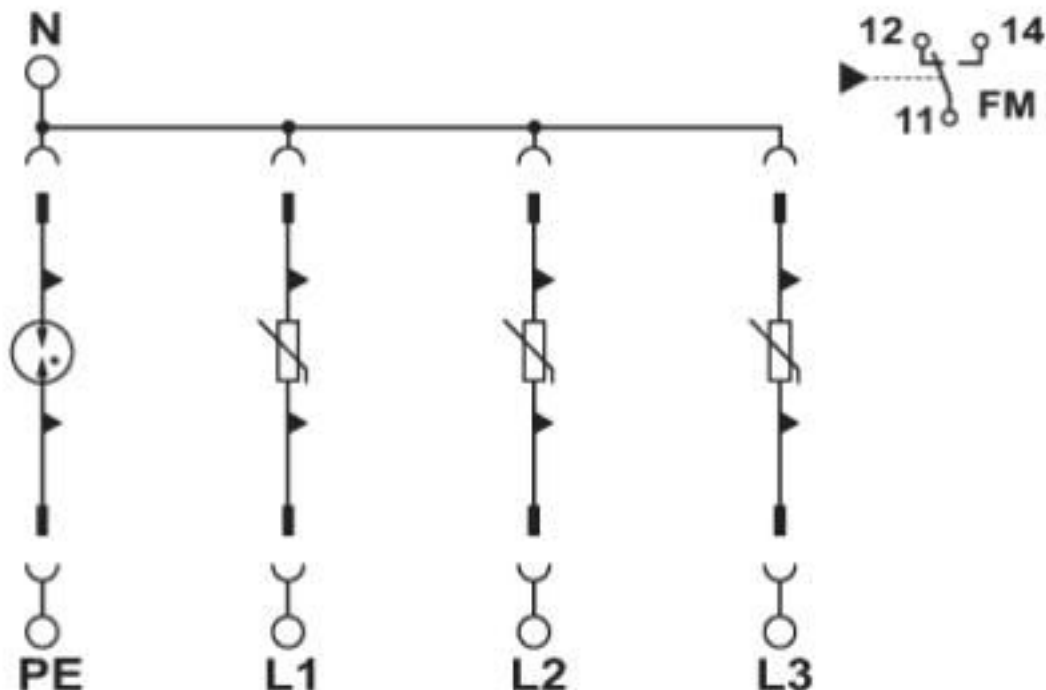
## Drawings

Dimensional drawing



# Type 2 surge arrester - VAL-SEC-T2-3S-175-FM - 2905354

Circuit diagram



## Classifications

eCl@ss

|               |          |
|---------------|----------|
| eCl@ss 10.0.1 | 27130805 |
| eCl@ss 4.0    | 27130800 |
| eCl@ss 4.1    | 27130800 |
| eCl@ss 5.0    | 27130800 |
| eCl@ss 5.1    | 27130800 |
| eCl@ss 6.0    | 27130800 |
| eCl@ss 7.0    | 27130805 |
| eCl@ss 8.0    | 27130805 |
| eCl@ss 9.0    | 27130805 |

ETIM

|          |          |
|----------|----------|
| ETIM 5.0 | EC000941 |
| ETIM 6.0 | EC000941 |
| ETIM 7.0 | EC000941 |

UNSPSC

|             |          |
|-------------|----------|
| UNSPSC 13.2 | 39121620 |
| UNSPSC 18.0 | 39121620 |
| UNSPSC 19.0 | 39121620 |
| UNSPSC 20.0 | 39121620 |

# Type 2 surge arrester - VAL-SEC-T2-3S-175-FM - 2905354

## Classifications

### UNSPSC

|             |          |
|-------------|----------|
| UNSPSC 21.0 | 39121620 |
|-------------|----------|

## Approvals

### Approvals

### Approvals

DNV GL / CCA / UL Recognized / KEMA-KEUR / cUL Recognized / IECCEB Scheme / EAC / cULus Recognized

### Ex Approvals

## Approval details

|        |  |   |            |
|--------|--|---|------------|
| DNV GL |  | <a href="https://approvalfinder.dnvgl.com/">https://approvalfinder.dnvgl.com/</a> | TAE000023D |
|--------|--|---|------------|

|     |  |  |             |
|-----|--|--|-------------|
| CCA |  |  | NTR-NL 7347 |
|-----|--|--|-------------|

|               |  |   |               |
|---------------|--|---|---------------|
| UL Recognized |  | <a href="http://database.ul.com/cgi-bin/XYV/template/LISEXT/1FRAME/index.htm">http://database.ul.com/cgi-bin/XYV/template/LISEXT/1FRAME/index.htm</a> | FILE E 330181 |
|---------------|--|---|---------------|

|           |  |   |            |
|-----------|--|---|------------|
| KEMA-KEUR |  | <a href="http://www.dekra-certification.com">http://www.dekra-certification.com</a> | 2196453.01 |
|-----------|--|---|------------|

|                |  |   |               |
|----------------|--|---|---------------|
| cUL Recognized |  | <a href="http://database.ul.com/cgi-bin/XYV/template/LISEXT/1FRAME/index.htm">http://database.ul.com/cgi-bin/XYV/template/LISEXT/1FRAME/index.htm</a> | FILE E 330181 |
|----------------|--|---|---------------|

|                 |  |   |          |
|-----------------|--|---|----------|
| IECEE CB Scheme |  | <a href="http://www.iecee.org/">http://www.iecee.org/</a> | NL-34356 |
|-----------------|--|---|----------|

|     |  |  |                     |
|-----|--|--|---------------------|
| EAC |  |  | RU C-DE.*09.B.00169 |
|-----|--|--|---------------------|

## Type 2 surge arrester - VAL-SEC-T2-3S-175-FM - 2905354

### Approvals

cULus Recognized



### Accessories

#### Accessories

#### Bridge

Wiring bridge - MPB SET VAL-CP-3S - 2880684



Wiring bridge set, consisting of three flexible bridges 15 cm black, 1 bridge 27 cm blue.

#### Device marking

Label - EML (20XE)R - 0803452



Label, Roll, white, unlabeled, can be labeled with: THERMOMARK ROLLMASTER 300/600, THERMOMARK X1.2, THERMOMARK ROLL X1, THERMOMARK ROLL 2.0, THERMOMARK ROLL, mounting type: adhesive, lettering field size: continuous x 20#mm

Label - EML (20XE)R YE - 0803453



Label, Roll, yellow, unlabeled, can be labeled with: THERMOMARK ROLLMASTER 300/600, THERMOMARK X1.2, THERMOMARK ROLL X1, THERMOMARK ROLL 2.0, THERMOMARK ROLL, mounting type: adhesive, lettering field size: continuous x 20#mm

Zack marker strip - ZBN 18:UNBEDRUCKT - 2809128



Zack marker strip, Strip, white, unlabeled, can be labeled with: CMS-P1-PLOTTER, PLOTMARK, mounting type: snap into tall marker groove, for terminal block width: 18 mm, lettering field size: 18 x 5 mm, Number of individual labels: 5



## Type 2 surge arrester - VAL-SEC-T2-3S-175-FM - 2905354

### Accessories

Zack marker strip - ZBN 18:UNBEDRUCKT - 2809128



Zack marker strip, Strip, white, unlabeled, can be labeled with: CMS-P1-PLOTTER, PLOTMARK, mounting type: snap into tall marker groove, for terminal block width: 18 mm, lettering field size: 18 x 5 mm, Number of individual labels: 5

---

### End block

End clamp - CLIPFIX 35 - 3022218



Quick mounting end clamp for NS 35/7,5 DIN rail or NS 35/15 DIN rail, with marking option, width: 9.5 mm, color: gray

---

### Labeled device marker

Marker for terminal blocks - ZBN 18,LGS:L1-N,ERDE - 2749576



Marker for terminal blocks, Strip, white, labeled, horizontal: L1, L2, L3, N, GND, mounting type: snap into tall marker groove, for terminal block width: 18 mm, lettering field size: 18 x 5 mm, Number of individual labels: 5

Marker for terminal blocks - ZBN 18,LGS:ERDE - 2749589



Marker for terminal blocks, Strip, white, labeled, horizontal: Grounding symbol, mounting type: snap into tall marker groove, for terminal block width: 18 mm, lettering field size: 18 x 5 mm, Number of individual labels: 5

---

### Marker pen

Marker pen - X-PEN 0,35 - 0811228



Marker pen without ink cartridge, for manual labeling of markers, labeling extremely wipe-proof, line thickness 0.35 mm

---

### Terminal marking

## Type 2 surge arrester - VAL-SEC-T2-3S-175-FM - 2905354

### Accessories

Flat zack marker sheet - ZBFM 5/WH:UNBEDRUCKT - 0803595



Flat zack marker sheet, Sheet, white, unlabeled, can be labeled with: CMS-P1-PLOTTER, PLOTMARK, mounting type: snap into flat marker groove, for terminal block width: 5.2 mm, lettering field size: 5 x 4.5 mm, Number of individual labels: 120

---

### Spare parts

Type 2 surge protection plug - VAL-SEC-T2-175-P - 2905355



Replacement plug for surge arresters from the VALVETRAB SEC product range for L-N and L-PEN paths.

---

Type 2 surge protection plug - VAL-SEC-T2-N/PE-175-P - 2905356



Replacement plug for surge arresters from the VALVETRAB SEC product range for the N-PE path.

---

Phoenix Contact 2020 © - all rights reserved  
<http://www.phoenixcontact.com>

PHOENIX CONTACT GmbH & Co. KG  
Flachsmarktstr. 8  
32825 Blomberg  
Germany  
Tel. +49 5235 300  
Fax +49 5235 3 41200  
<http://www.phoenixcontact.com>

# Mouser Electronics

Authorized Distributor

Click to View Pricing, Inventory, Delivery & Lifecycle Information:

[Phoenix Contact:](#)

[2905354](#)