

Uninterruptible power supply - MINI-DC-UPS/24DC/2 - 2866640

Please be informed that the data shown in this PDF Document is generated from our Online Catalog. Please find the complete data in the user's documentation. Our General Terms of Use for Downloads are valid (<http://phoenixcontact.com/download>)



Uninterruptible power supply with integrated power supply unit, 2 A, in combination with MINI-BAT/24/DC 0.8 AH or 1.3 AH

Product Description

The MINI UPS modules with integrated power supply are particularly space-saving: UPS module and power supply in one housing. Only one energy storage is required to complete the UPS system.

Energy storage with lead AGM technology enables buffer times of up to 2 hours under nominal load for output voltages of 24 V DC or 12 V DC.

Your advantages

- High operational reliability - comprehensive signaling and temperature-dependent battery charging
- Fast installation – minimal wiring effort with COMBICON connectors for easy connection



Key Commercial Data

Packing unit	1 pc
GTIN	
GTIN	4046356113533

Technical data

Dimensions

Width	67.5 mm
Height	99 mm
Depth	107 mm
Installation distance right/left	0 mm / 0 mm
Installation distance top/bottom	30 mm / 30 mm

Ambient conditions

Degree of protection	IP20
Ambient temperature (operation)	-25 °C ... 70 °C (> 60 °C Derating: 2.5 %/K)
Ambient temperature (storage/transport)	-40 °C ... 85 °C
Max. permissible relative humidity (operation)	95 % (at 25 °C, non-condensing)

Uninterruptible power supply - MINI-DC-UPS/24DC/2 - 2866640

Technical data

Ambient conditions

Climatic class	3K3 (in acc. with EN 60721)
Degree of pollution	2

Input data

Nominal input voltage range	100 V AC ... 240 V AC
AC input voltage range	85 V AC ... 264 V AC
Input voltage range DC	100 V DC ... 350 V DC
Buffer time	Can be set to: 0.5 min; 1 min; 2 min; 3 min; 5 min; 10 min; 15 min; 20 min; 30 min; permanent
Current consumption	0.85 A (230 V AC) 1.5 A (120 V AC)
Inrush current limiting/ I^2t	< 1.1 A ² s
Mains buffering time	see diagram
Typical response time	100 ms
Power factor (cos phi)	approx. 0.5
Protective circuit	Varistor
Input fuse, integrated	3.15 A (slow-blow, internal)

Output data

Nominal output voltage	24 V DC
Setting range of the output voltage (U_{Set})	22.5 V DC ... 29.5 V DC (normal mode; in the buffer mode, dependent on a battery voltage of 27.9 V DC ... 19.2 V DC)
Nominal output current (I_N)	2 A
Derating	60 °C ... 70 °C (2.5%/K)
Output current limit	max. 3 A
Max. capacitive load	unlimited
Control deviation	< 1 % (change in load, static 10 % ... 90 %)
Power loss nominal load max.	15 W
Maximum power dissipation in no-load condition	3.8 W
Efficiency	> 83 %
Residual ripple	< 50 mV _{PP}
Peak switching voltages nominal load	< 100 mV _{PP}
Connection in parallel	yes
Surge protection against internal surge voltages	< 35 V DC
Feedback voltage resistance	35 V DC

General

IQ technology	no
Net weight	0.45 kg
Memory medium	External, battery 0.8 Ah / 1.3 Ah
Insulation voltage input/output	4 kV (type test) 2 kV (routine test)
Protection class	II (in closed control cabinet)

Uninterruptible power supply - MINI-DC-UPS/24DC/2 - 2866640

Technical data

General

MTBF (IEC 61709, SN 29500)	> 753000 h (40 °C)
Mounting position	horizontal DIN rail NS 35, EN 60715
Assembly instructions	alignable: horizontally 0 mm, vertically 50 mm

Connection data, input

Connection method	Pluggable COMBICON screw connections
Conductor cross section solid min.	0.2 mm ²
Conductor cross section solid max.	2.5 mm ²
Conductor cross section flexible min.	0.2 mm ²
Conductor cross section flexible max.	2.5 mm ²
Conductor cross section AWG min.	24
Conductor cross section AWG max.	12
Stripping length	8 mm
Screw thread	M3

Connection data, output

Connection method	Pluggable COMBICON screw connections
Conductor cross section solid min.	0.2 mm ²
Conductor cross section solid max.	2.5 mm ²
Conductor cross section flexible min.	0.2 mm ²
Conductor cross section flexible max.	2.5 mm ²
Conductor cross section AWG min.	24
Conductor cross section AWG max.	12
Stripping length	8 mm
Screw thread	M3

Connection data for signaling

Conductor cross section solid min.	0.2 mm ²
Conductor cross section solid max.	2.5 mm ²
Conductor cross section flexible min.	0.2 mm ²
Conductor cross section flexible max.	2.5 mm ²
Conductor cross section AWG min.	24
Conductor cross section AWG max.	12
Screw thread	M3

Standards

EMC requirements for noise immunity	EN 61000-6-1
	EN 61000-6-2
EMC requirements for noise emission	EN 61000-6-3
	EN 61000-6-4
Standard - Electrical safety	EN 60950-1/VDE 0805 (SELV)
Standard – Electronic equipment for use in electrical power installations and their assembly into electrical power installations	EN 50178/VDE 0160 (PELV)

Uninterruptible power supply - MINI-DC-UPS/24DC/2 - 2866640

Technical data

Standards

Standard – Safety extra-low voltage	EN 60950-1 (SELV)
	EN 60204 (PELV)
Standard - Safe isolation	DIN VDE 0100-410
Standard – Protection against shock currents, basic requirements for protective separation in electrical equipment	EN 50178
Rail applications	EN 50121-4

Conformance/approvals

UL approvals	UL Listed UL 508
	UL/C-UL Recognized UL 60950-1
	UL ANSI/ISA-12.12.01 Class I, Division 2, Groups A, B, C, D (Hazardous Location)

EMC data

Electromagnetic compatibility	Conformance with EMC Directive 2014/30/EU
Low Voltage Directive	Conformance with Low Voltage Directive 2014/35/EC
Electrostatic discharge	EN 61000-4-2
Electromagnetic HF field	EN 61000-4-3
Fast transients (burst)	EN 61000-4-4
Surge voltage load (surge)	EN 61000-4-5
Conducted interference	EN 61000-4-6
Voltage dips	EN 61000-4-11

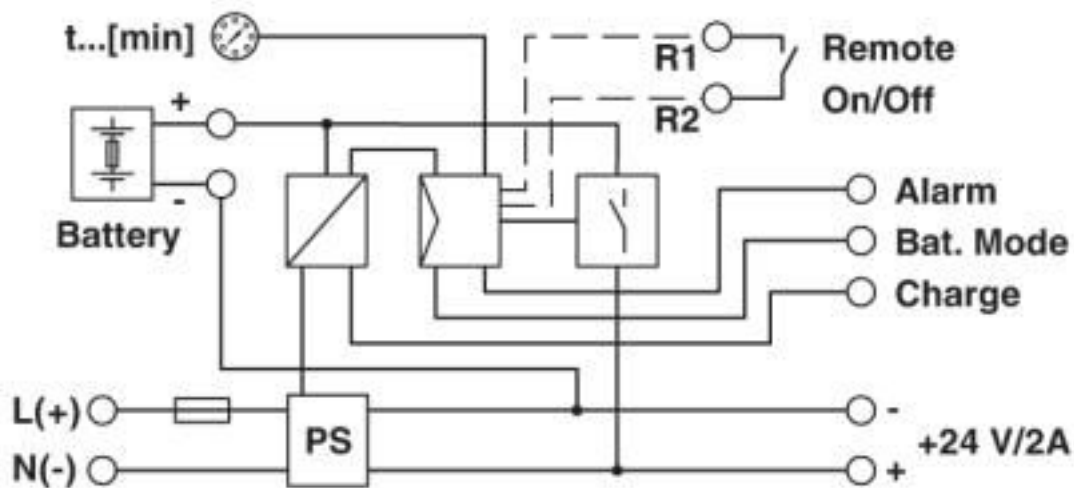
Environmental Product Compliance

REACH SVHC	Lead 7439-92-1
China RoHS	Environmentally Friendly Use Period = 25;
	For details about hazardous substances go to tab "Downloads", Category "Manufacturer's declaration"

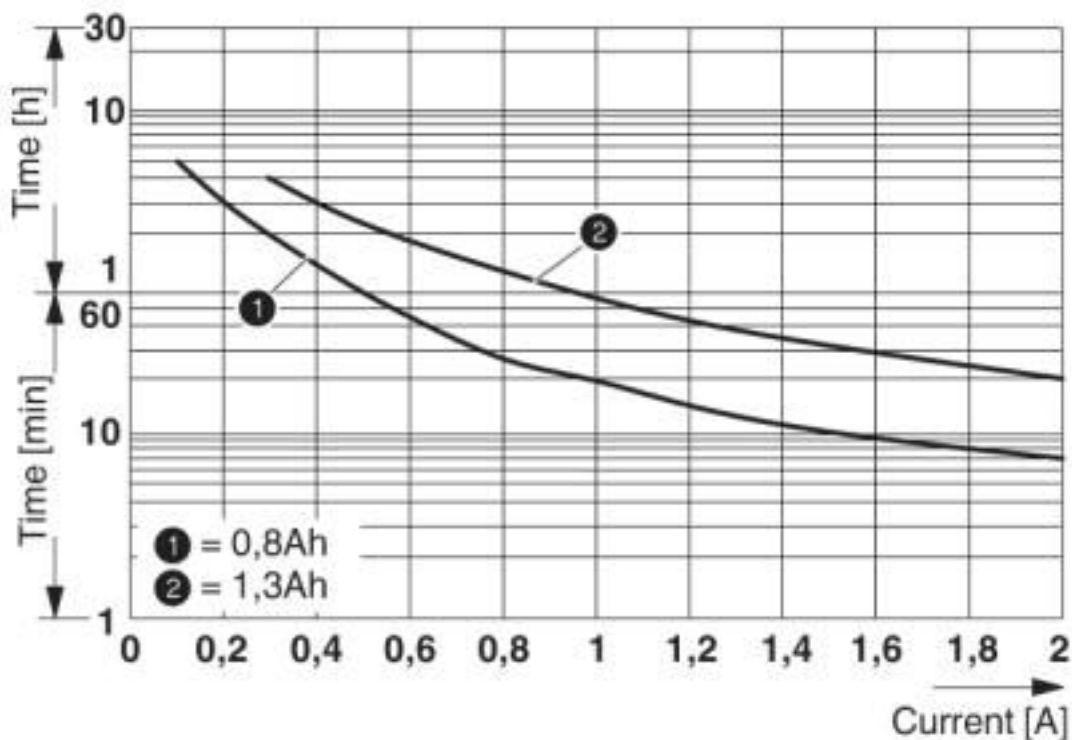
Drawings

Uninterruptible power supply - MINI-DC-UPS/24DC/2 - 2866640

Block diagram



Diagram



Classifications

eCl@ss

eCl@ss 10.0.1	27040705
eCl@ss 4.0	27040600
eCl@ss 4.1	27040600
eCl@ss 5.0	27040600

Uninterruptible power supply - MINI-DC-UPS/24DC/2 - 2866640

Classifications

eCl@ss

eCl@ss 5.1	27040600
eCl@ss 6.0	27040600
eCl@ss 7.0	27040603
eCl@ss 8.0	27040603
eCl@ss 9.0	27040705

ETIM

ETIM 2.0	EC000382
ETIM 3.0	EC000382
ETIM 4.0	EC000382
ETIM 5.0	EC000382
ETIM 6.0	EC000382
ETIM 7.0	EC000382

UNSPSC

UNSPSC 6.01	30211510
UNSPSC 7.0901	39121011
UNSPSC 11	39121011
UNSPSC 12.01	39121011
UNSPSC 13.2	39121011
UNSPSC 18.0	39121011
UNSPSC 19.0	39121011
UNSPSC 20.0	39121011
UNSPSC 21.0	39121011

Approvals

Approvals


Approvals

UL Listed / UL Recognized / cUL Recognized / EAC / EAC / cULus Recognized

Ex Approvals

UL Listed / cUL Listed / cULus Listed

Approval details

UL Listed		http://database.ul.com/cgi-bin/XYV/template/LISEXT/1FRAME/index.htm	FILE E 123528
-----------	---	---	---------------

Uninterruptible power supply - MINI-DC-UPS/24DC/2 - 2866640

Approvals

UL Recognized		http://database.ul.com/cgi-bin/XYV/template/LISEXT/1FRAME/index.htm	FILE E 211944
---------------	--	---	---------------

cUL Recognized		http://database.ul.com/cgi-bin/XYV/template/LISEXT/1FRAME/index.htm	FILE E 211944
----------------	--	---	---------------

EAC			EAC-Zulassung
-----	--	--	---------------

EAC			RU*DE*08.B.01873/19
-----	--	--	---------------------

cULus Recognized			
------------------	--	--	--

Accessories

Accessories

Battery unit

Energy storage - MINI-BAT/24DC/0.8AH - 2866666



Energy storage device, lead AGM, VRLA technology, 24 V DC, 0.8 Ah.

Energy storage - MINI-BAT/24DC/1.3AH - 2866417



Energy storage device, lead AGM, VRLA technology, 24 V DC, 1.3 Ah.

Phoenix Contact 2020 © - all rights reserved
<http://www.phoenixcontact.com>

PHOENIX CONTACT GmbH & Co. KG
Flachmarktstr. 8
32825 Blomberg
Germany
Tel. +49 5235 300
Fax +49 5235 3 41200
<http://www.phoenixcontact.com>

Mouser Electronics

Authorized Distributor

Click to View Pricing, Inventory, Delivery & Lifecycle Information:

[Phoenix Contact:](#)

[2866640](#)