

Controller - ILC 131 ETH - 2700973

Please be informed that the data shown in this PDF Document is generated from our Online Catalog. Please find the complete data in the user's documentation. Our General Terms of Use for Downloads are valid (<http://phoenixcontact.com/download>)



The Inline controller offers the option of communicating via PROFINET and Modbus/TCP. Programming is carried out using PC Worx Express or PC Worx (IEC 61131-3).

Similar figure

Product Description

The ILC 131 ETH modular small-scale controller for the Inline I/O system is at the heart of Easy Automation. The ILC 1X1 series is characterized by its support for the Modbus/TCP and PROFINET Ethernet-based protocols. A new feature is the support for an optional SD card.

Your advantages

- ✓ PROFINET-Device
- ✓ Modbus/TCP-Client
- ✓ Numerous protocols supported such as: http, https, FTP, SNMP, SMTP, SQL, MySQL, DCP, etc.
- ✓ Free engineering with PC Worx Express (IEC 61131-3)
- ✓ Program memory and mass storage (192 kB/192 kB)
- ✓ Modbus/TCP server
- ✓ HTML 5
- ✓ Integrated web server for visualization with WebVisit/atvise®
- ✓ Complete INTERBUS master (2048 I/O points)
- ✓ SD card up to 2 GB as optional plug-in parameterization memory



Key Commercial Data

Packing unit	1 pc
GTIN	
GTIN	4046356665490

Technical data

Note

Utilization restriction	EMC: class A product, see manufacturer's declaration in the download area
-------------------------	---------------------------------------------------------------------------

Dimensions

Controller - ILC 131 ETH - 2700973

Technical data

Dimensions

Width	80 mm
Height	119.8 mm
Depth	71.5 mm

Ambient conditions

Degree of protection	IP20
Ambient temperature (operation)	-25 °C ... 55 °C
Ambient temperature (storage/transport)	-25 °C ... 85 °C
Permissible humidity (operation)	10 % ... 95 % (according to DIN EN 61131-2)
Permissible humidity (storage/transport)	10 % ... 95 % (according to DIN EN 61131-2)
Air pressure (operation)	70 kPa ... 106 kPa (up to 3000 m above sea level)
Air pressure (storage/transport)	70 kPa ... 106 kPa (up to 3000 m above sea level)
Shock	25g, Criterion 1, according to IEC 60068-2-27
Vibration (operation)	5g

Control system

Engineering tool	PC WORX
	PC WORX EXPRESS
Programming languages supported	Programming in acc. with IEC 61131-3
Diagnostics tool	DIAG+
Configuration tool	Config+ Version 1.01 or later

IEC 61131 runtime system

Engineering tool	PC WORX
	PC WORX EXPRESS
Program memory	192 kByte
Mass storage	192 kByte
Retentive mass storage	8 kByte (NVRAM)
Number of control tasks	8
Realtime clock	Yes
Battery	Integrated (rechargeable battery buffered)

Fieldbus function

Amount of process data	max. 4096 Bit (INTERBUS)
	max. 8192 Bit (internal Modbus /TCP client)
Number of supported devices	max. 63
Number of local bus devices that can be connected	max. 63 (observe current consumption)
Number of devices with parameter channel	max. 8
Program memory	192 kByte

Data interfaces

Interface	Ethernet 10Base-T/100Base-TX
Number	1

Controller - ILC 131 ETH - 2700973

Technical data

Data interfaces

Connection method	RJ45 jack
Transmission speed	10/100 Mbps
Interface	INTERBUS local bus (master)
Number	1
Connection method	Inline data jumper
Transmission speed	500 kBaud / 2 MBaud (can be switched)
Interface	Parameterization/operation/diagnostics
Number	1
Connection method	6-pos. MINI DIN socket (PS/2)
Transmission speed	max. 115.2 kbps

PROFINET

Device function	PROFINET device
-----------------	-----------------

Direct I/Os

Input name	Digital inputs
Number of inputs	8
Connection method	Inline potential distributor
Connection technology	2, 3, 4-wire
Description of the input	EN 61131-2 type 1 NPN/PNP
Output name	Digital outputs
Number of outputs	4
Connection method	Spring-cage connection
Connection technology	2, 3, 4-wire
Maximum output current per channel	500 mA

Power supply

Typical current consumption	210 mA
Max. current consumption	870 mA (370 mA communications power + 500 mA analog voltage supply)
Supply voltage	24 V DC
Supply voltage range	19.2 V DC ... 30 V DC
Residual ripple	± 5 %
Power dissipation	max. 5 W

Mechanical design

Weight	285 g
Diagnostics display	No
Controller redundancy	No
Safety function	No

General data

Processor	Altera Nios II 64 MHz
-----------	-----------------------

Controller - ILC 131 ETH - 2700973

Technical data

Standards and Regulations

Electromagnetic compatibility	Conformance with EMC Directive 2014/30/EU
Interference emission	Noise emission test as per EN 61000-6-4 EN 55011 Class A
Immunity to surge	Noise immunity test in accordance with EN 61000-6-2 Transient overvoltage (surge) EN 61000-4-5/IEC 61000-4-5 Criterion B, supply lines DC: 0.5 kV/0.5 kV (symmetrical/asymmetrical), fieldbus cable shield 1 kV
Immunity to burst	Noise immunity test in accordance with EN 61000-6-2 Fast transients (burst) EN 61000-4-4/IEC 61000-4-4 Criterion A, all interfaces 1 kV Criterion B, all interfaces 2 kV
Immunity to EF	Noise immunity test in accordance with EN 61000-6-2 Electromagnetic fields EN 61000-4-3/IEC 61000-4-3 Criterion A, Field intensity: 10 V/m
Immunity to ESD	Noise immunity test in accordance with EN 61000-6-2 Electrostatic discharge (ESD) EN 61000-4-2/IEC 61000-4-2 Criterion B, 6 kV contact discharge, 8 kV air discharge
Immunity to conducted interference	Noise immunity test in accordance with EN 61000-6-2 Conducted interference EN 61000-4-6/IEC 61000-4-6 Criterion A, Test voltage 10 V
Vibration (storage/transport)	5g
Shock	25g, Criterion 1, according to IEC 60068-2-27
Vibration (operation)	5g

Environmental Product Compliance

REACH SVHC	Lead 7439-92-1
China RoHS	Environmentally Friendly Use Period = 50 years
	For details about hazardous substances go to tab "Downloads", Category "Manufacturer's declaration"

Classifications

eCl@ss

eCl@ss 10.0.1	27242207
eCl@ss 4.0	27250200
eCl@ss 4.1	27240600
eCl@ss 5.0	27242700
eCl@ss 5.1	27242700
eCl@ss 6.0	27242200
eCl@ss 7.0	27242207
eCl@ss 8.0	27242207
eCl@ss 9.0	27242207

ETIM

ETIM 3.0	EC000236
ETIM 4.0	EC000236
ETIM 5.0	EC000236
ETIM 6.0	EC000236
ETIM 7.0	EC000236

Controller - ILC 131 ETH - 2700973

Classifications

UNSPSC

UNSPSC 6.01	43172015
UNSPSC 7.0901	43201404
UNSPSC 11	43172018
UNSPSC 12.01	43201404
UNSPSC 13.2	39122114
UNSPSC 18.0	39122114
UNSPSC 19.0	39122114
UNSPSC 20.0	39122114
UNSPSC 21.0	39122114

Approvals

Approvals




Approvals

DNV GL / BV / LR / ABS / BSH / RINA / UL Listed / cUL Listed / EAC / EAC / cULus Listed

Ex Approvals

ATEX / UL Listed / cUL Listed / cULus Listed

Approval details

DNV GL		https://approvalfinder.dnvgl.com/	TAA00002CU
BV		http://www.veristar.com/portal/veristarinfo/generalinfo/approved/approvedProducts/equipmentAndMaterials	20989/B2_BV
LR		http://www.lr.org/en	08/20033
ABS		http://www.eagle.org/eagleExternalPortalWEB/	17-HG1621871-PDA
BSH			858

Controller - ILC 131 ETH - 2700973

Approvals

RINA		http://www.rina.org/en	ELE001320XG
------	--	-------------------------------------------------------------	-------------

UL Listed		http://database.ul.com/cgi-bin/XYV/template/LISEXT/1FRAME/index.htm	FILE E 140324
-----------	--	-------------------------------------------------------------------------------------------------------------------------------------------------------	---------------

cUL Listed		http://database.ul.com/cgi-bin/XYV/template/LISEXT/1FRAME/index.htm	FILE E 140324
------------	--	-------------------------------------------------------------------------------------------------------------------------------------------------------	---------------

EAC			EAC-Zulassung
-----	--	--	---------------

EAC			RU *- DE.A*30.B.00238
-----	--	--	--------------------------

cULus Listed			
--------------	--	--	--

Accessories

Accessories

Drivers and interfaces

Software - AX OPC SERVER - 2985945



AX OPC SERVER, communication interface for OPC-capable visualization with PC WORX-based controls.

Software - PC WORX UA SERVER-PLC 10 - 2402684



OPC UA server for communication with a maximum of 10 modular small-scale controllers (AXC 1xxx or ILC 1x1)

Controller - ILC 131 ETH - 2700973

Accessories

Software - PC WORX UA SERVER-PLC 40 - 2402685



OPC UA server for communication with a maximum of 25 controllers

Software - PC WORX UA SERVER-PLC 80 - 2402686



OPC UA server for communication with a maximum of 200 controllers

Parameterization memory

Memory - SD FLASH 512MB - 2988146



Program and configuration memory, plug-in, 512 Mbyte.

Program / configuration memory - SD FLASH 512MB APPLIC A - 2701799



Program and configuration memory for extending the internal Flash memory, plug-in, 512 MB, with license key for function block libraries, e.g., for: SNMP, SQL, wireless, motion functions, etc.

Memory - SD FLASH 512MB PDPI BASIC - 2701800



Program and configuration memory, plug-in, 512 MB with license key for licensing the PDPI - BASIC functional block for precise multi-channel controllers with self-optimization, e.g., for heating and cooling functions or hydraulic movements.

Controller - ILC 131 ETH - 2700973

Accessories

Memory - SD FLASH 512MB PDPI PRO - 2701801



Program and configuration memory, plug-in, 512 MB with license key for licensing the PDPI - PRO functional block for precise multi-channel controllers with self-optimization, additional functions: e.g., for setpoint processing, for heating and cooling functions.

Program / configuration memory - SD FLASH 2GB - 2988162



Program and configuration memory, for extending the internal flash memory, pluggable, 2 GB.

Program / configuration memory - SD FLASH 2GB APPLIC A - 2701190



Program and configuration memory for extending the internal Flash memory, plug-in, 2 GB, with license key for function block libraries, e.g., for: SNMP, SQL, wireless, motion functions, etc.

Programming cable

Connecting cable - COM CAB MINI DIN - 2400127



Connecting cable, for connecting the controller to a PC (RS-232) for PC WORX with flow control, 3 m in length

Software - IPASSIGN - 2701094



IPAssign is an easy to use tool for setting the IP address of devices which rely on BOOTP. No installation or administrative rights are required to use IPAssign.

This product is free and only available from the "Downloads" tab.

Phoenix Contact 2020 © - all rights reserved
<http://www.phoenixcontact.com>

PHOENIX CONTACT GmbH & Co. KG
Flachsmarktstr. 8
32825 Blomberg
Germany
Tel. +49 5235 300
Fax +49 5235 3 41200
<http://www.phoenixcontact.com>

Mouser Electronics

Authorized Distributor

Click to View Pricing, Inventory, Delivery & Lifecycle Information:

[Phoenix Contact:](#)

[2700973](#)